

# Wood Collection

T0692

03/2009



Product Reference & Price Guide

# Texton, INC.

October 15, 2006

*Prices subject to change without notice.*





**TABLE OF CONTENTS**

Program Summary..... 4

**2" PRICE GRIDS:**

2" Traditional Routed Slats with Braided Ladder ..... 5

2" with optional Routless Privacy Slats

**2½" PRICE GRIDS:**

2½" Traditional Routed Slats with Braided Ladder ..... 6

2½" with optional Routless Privacy Slats

Size Standards..... 7

Finished Dimensions ..... 7

Mounting Requirements ..... 7

Stacking Heights..... 7

Control Options ..... 7

Ladder Count ..... 7

Valance Return Lengths ..... 7

Measuring Guidelines..... 8-9

Motorization Specifications ..... 10

Warranty..... 12



## PROGRAM SUMMARY

*The finest quality wood blinds available. The classic choice for adding the warmth and beauty of wood to any room.*

### WHAT'S INCLUDED:

- Available in 2" and 2 1/2" slat sizes
- 3 1/2" Colonial Valance
- 2 1/2" trapezoid bottomrail for 2 1/2" blinds
- Offered in a comprehensive color pallet of sixteen colors
- Traditional routed slats with braided ladders
- Durable 2"x2" color coordinated steel headrail
- Premium cord tilt with color coordinated cord and tassels
- Standard child safety installation kits, safety cord stops and crash proof cord locks.

### BLIND MOTORIZATION

- Control your shades with the touch of a button
- Perfect for hard-to-reach windows
- Safer for children and pets — eliminates dangling cords

### FASHION TAPES AND DECORATIVE TRIMS


- Customize your blinds with Fashion Tapes and Decorative Trims
- Available in an array of bold colors, as well as subtle and delicate patterns

### ROUTLESS PRIVACY FEATURES

- Optional on Wood Collection Blinds.  
This feature eliminates cord holes in the slats, preventing annoying "sunsports" and ensuring privacy.

### HARDWARE SYSTEM

- Heavy duty components for smooth operation, higher load capacity, and enduring performance.
- High strength resin supports to handle the heaviest loads.
- Heavy duty steel headrail for durability and corrosion resistance.
- Crash-proof cordlock to hold slats securely in any position.
- Top-hinged end bracket cover for easy installation and removal.





**2-Inch Traditional Routed Slats**  
*With Braided Ladder*

WIDTH TO:		12"	24"	28"	32"	36"	42"	48"	54"	60"	66"	72"	* 78"	84"	96"
LENGTH TO:	30"	89	71	80	90	100	109	117	133	156	161	167	201	214	239
	36"	100	81	91	101	111	121	131	152	176	184	189	221	238	266
	42"	108	89	100	111	122	135	146	170	196	202	213	248	268	300
	48"	116	97	109	121	134	147	161	188	215	228	239	275	301	339
	54"	126	107	119	132	145	162	176	207	233	253	268	309	333	373
	60"	137	117	131	144	158	175	192	227	252	275	291	335	362	406
	66"	148	128	141	155	169	188	211	248	278	302	321	366	394	457
	72"	160	139	153	167	181	204	230	269	302	320	340	388	419	472
	78"	164	144	158	172	186	209	237	276	311	331	364	415	449	504
	84"	176	155	169	183	198	225	254	291	317	354	391	443	479	538
	90"	188	166	180	195	210	238	269	308	335	376	414	466	510	573
	96"	194	172	186	201	216	248	281	324	357	401	441	499	540	607
	102"	202	180	196	212	228	264	299	344	380	425	469	529	573	645
	108"	211	189	206	223	240	277	314	362	398	447	493	555	601	677
	114"	220	197	215	235	253	293	331	380	420	470	520	585	633	711
120"	230	207	226	245	264	306	348	399	433	493	542	611	662	746	
126"	237	214	236	257	279	321	365	416	460	517	569	640	692	782	



**2-Inch With Optional Routless Privacy Slats**  
*Cloth Fashion Tapes or Decorative Trims*

WIDTH TO:		12"	24"	28"	32"	36"	42"	48"	54"	60"	66"	72"	* 78"	84"	96"
LENGTH TO:	30"	106	85	96	108	120	131	141	159	187	193	200	242	257	287
	36"	120	98	110	121	133	146	157	182	211	221	227	265	285	319
	42"	130	107	120	134	147	162	175	204	236	242	256	298	322	360
	48"	139	116	131	146	161	177	193	226	258	274	287	330	361	407
	54"	151	128	143	159	174	194	211	249	280	304	321	371	399	448
	60"	165	141	157	173	189	210	231	272	303	330	350	402	434	487
	66"	177	153	170	186	203	226	254	297	333	362	385	439	473	548
	72"	192	167	184	200	217	245	276	323	362	384	408	466	503	567
	78"	197	173	189	206	224	251	284	332	373	397	437	498	539	605
	84"	212	186	203	220	237	270	305	350	380	425	470	532	575	646
	90"	225	199	217	234	252	285	323	370	402	452	497	559	612	688
	96"	232	206	224	242	259	298	337	389	429	482	529	599	649	729
	102"	242	216	235	255	274	317	359	413	456	510	563	635	688	774
	108"	254	227	247	267	288	332	377	434	478	537	591	666	722	812
	114"	264	236	258	282	304	351	398	456	505	564	624	702	759	854
120"	276	248	271	294	317	368	417	479	519	591	651	733	795	895	
126"	284	257	283	309	335	386	438	499	552	620	683	768	830	938	

**WOOD COLLECTION SURCHARGES** (add to standard price)

**Multi-Color Blinds**  
 First Additional Color.....\$13  
 Second Additional Color.....\$4

**Cut-Out** (See page 9 for specifications)  
 Bottomrail Center Cut-Out.....\$19  
 Bottomrail Right/Left Cut-Out.....\$15 per side  
 Headrail Right/Left Cut-Out.....\$15 per side

**Multiple Blinds** .....Price as individual and add together

**Motorization** (See page 9 for specifications)  
 Standard Tilt Motor.....\$222  
 Heavy Duty Tilt Motor.....\$247  
 Remote Control.....\$59  
 10" Satellite Eye.....\$32

\* All bolded sizes above are recommended to be Two-on-One or Three-on-One headrail.

PRICE GROUP <b>B1</b>		2 1/2-Inch Traditional Routed Slats <i>With braided ladder</i>													
WIDTH TO:		12"	24"	28"	32"	36"	42"	48"	54"	60"	66"	72" *	78"	84"	96"
LENGTH TO:	30"	103	82	93	104	116	126	136	154	181	187	193	<b>233</b>	<b>248</b>	<b>277</b>
	36"	116	94	106	117	128	141	152	176	204	214	219	<b>256</b>	<b>276</b>	<b>308</b>
	42"	125	104	116	129	142	156	169	197	228	234	247	<b>288</b>	<b>311</b>	<b>348</b>
	48"	134	112	126	141	155	171	187	218	249	264	277	<b>319</b>	<b>349</b>	<b>393</b>
	54"	146	124	138	153	168	187	204	240	271	294	311	<b>358</b>	<b>386</b>	<b>433</b>
	60"	159	136	151	167	183	203	223	263	293	319	<b>338</b>	<b>388</b>	<b>419</b>	<b>471</b>
	66"	171	148	164	180	196	218	245	287	322	350	<b>372</b>	<b>424</b>	<b>457</b>	<b>530</b>
	72"	185	161	177	194	210	236	266	311	350	371	<b>395</b>	<b>450</b>	<b>486</b>	<b>548</b>
	78"	191	167	183	199	216	243	274	320	360	384	<b>422</b>	<b>481</b>	<b>520</b>	<b>584</b>
	84"	204	180	196	213	229	261	294	338	367	<b>410</b>	<b>454</b>	<b>514</b>	<b>555</b>	<b>624</b>
	90"	218	192	209	226	243	276	312	357	388	<b>436</b>	<b>481</b>	<b>540</b>	<b>591</b>	<b>665</b>
	96"	224	199	216	233	250	288	326	375	<b>414</b>	<b>465</b>	<b>511</b>	<b>579</b>	<b>627</b>	<b>704</b>
	102"	234	208	227	246	265	306	347	399	<b>440</b>	<b>493</b>	<b>544</b>	<b>614</b>	<b>665</b>	<b>748</b>
	108"	245	219	238	258	278	321	365	<b>419</b>	<b>462</b>	<b>519</b>	<b>572</b>	<b>643</b>	<b>697</b>	<b>785</b>
114"	255	228	250	272	294	339	384	<b>441</b>	<b>488</b>	<b>545</b>	<b>603</b>	<b>679</b>	<b>734</b>	<b>825</b>	
120"	267	240	262	284	306	355	<b>403</b>	<b>462</b>	<b>502</b>	<b>572</b>	<b>629</b>	<b>708</b>	<b>768</b>	<b>865</b>	
126"	275	248	273	298	324	373	<b>423</b>	<b>482</b>	<b>533</b>	<b>599</b>	<b>660</b>	<b>743</b>	<b>803</b>	<b>907</b>	

PRICE GROUP <b>B2</b>		2 1/2-Inch with Optional Routless Privacy Slats <i>Cloth Fashion Tapes or Decorative Trims</i>													
WIDTH TO:		12"	24"	28"	32"	36"	42"	48"	54"	60"	66"	72" *	78"	84"	96"
LENGTH TO:	30"	123	98	112	125	139	151	164	185	217	224	232	<b>280</b>	<b>298</b>	<b>333</b>
	36"	139	114	127	141	154	169	182	211	245	257	263	<b>308</b>	<b>331</b>	<b>370</b>
	42"	151	124	140	155	171	187	203	237	273	281	297	<b>346</b>	<b>373</b>	<b>418</b>
	48"	161	135	151	169	186	205	224	262	299	318	333	<b>383</b>	<b>419</b>	<b>472</b>
	54"	175	149	166	184	202	225	245	288	325	352	373	<b>430</b>	<b>463</b>	<b>519</b>
	60"	191	164	182	201	219	244	268	316	351	383	<b>406</b>	<b>466</b>	<b>503</b>	<b>565</b>
	66"	206	177	197	216	235	262	294	345	386	420	<b>446</b>	<b>509</b>	<b>548</b>	<b>636</b>
	72"	222	194	213	232	252	284	320	374	420	446	<b>474</b>	<b>540</b>	<b>584</b>	<b>657</b>
	78"	229	200	219	239	259	291	330	385	432	461	<b>506</b>	<b>578</b>	<b>625</b>	<b>701</b>
	84"	245	216	236	255	275	313	354	405	441	<b>492</b>	<b>545</b>	<b>617</b>	<b>666</b>	<b>749</b>
	90"	261	231	251	271	292	331	375	429	466	<b>524</b>	<b>577</b>	<b>649</b>	<b>709</b>	<b>798</b>
	96"	269	239	260	280	300	346	391	451	<b>497</b>	<b>559</b>	<b>613</b>	<b>695</b>	<b>753</b>	<b>845</b>
	102"	281	250	273	296	318	368	417	479	<b>529</b>	<b>592</b>	<b>653</b>	<b>737</b>	<b>798</b>	<b>898</b>
	108"	294	263	286	310	334	385	438	<b>503</b>	<b>554</b>	<b>623</b>	<b>686</b>	<b>772</b>	<b>837</b>	<b>942</b>
114"	306	274	300	327	352	407	461	<b>529</b>	<b>586</b>	<b>655</b>	<b>724</b>	<b>814</b>	<b>881</b>	<b>990</b>	
120"	320	288	315	341	368	426	<b>484</b>	<b>555</b>	<b>602</b>	<b>686</b>	<b>755</b>	<b>850</b>	<b>922</b>	<b>1038</b>	
126"	330	298	328	358	388	448	<b>508</b>	<b>579</b>	<b>640</b>	<b>719</b>	<b>793</b>	<b>891</b>	<b>963</b>	<b>1088</b>	

**WOOD COLLECTION SURCHARGES** (add to standard price)

- Multi-Color Blinds**
- First Additional Color.....\$13
- Second Additional Color.....\$4
- Cut-Out** (See page 9 for specifications)
- Bottomrail Center Cut-Out.....\$19
- Bottomrail Right/Left Cut-Out.....\$15 per side
- Headrail Right/Left Cut-Out.....\$15 per side
- Multiple Blinds** .....Price as individual and add together

- Motorization** (See page 9 for specifications)
- Standard Tilt Motor.....\$222
- Heavy Duty Tilt Motor.....\$247
- Remote Control.....\$59
- 10" Satellite Eye.....\$32

\* All bolded sizes above are recommended to be Two-on-One or Three-on-One headrail.

WOOD COLLECTION

SIZE STANDARDS

SINGLE BLINDS

Width

Minimum net width, braided ladders	6"
Minimum net width, decorative tapes	7½"
Maximum ordered width	72"

Height

Minimum ordered height	12"
Maximum ordered height	126"

Area Sq. Ft.

Maximum Square Feet per Single Blind	50
--------------------------------------	----

MULTIPLE BLINDS ON ONE HEADRAIL

Width

Minimum overall net width, 2 on 1	12¼"
Minimum overall net width, 3 on 1	18½"
Maximum ordered width	96"

Height

Minimum ordered height	12"
Maximum ordered height	126"

Area Sq. Ft.

Maximum number of blinds	3
Space between blinds (routed)	¼"
Space between blinds (routless)	½"

FINISHED DIMENSIONS

Inside Mount Allowance

Blind width	-½"
Blind height	±½"

Outside Mount Allowance

Blind width	As ordered
Blind height	±½"

Valance Allowance

	Back	Face
Inside Mount	-¼"	-¼"
Outside Mount	+¾"	+1½"
Outside Mount with extension brackets	+1¼"	+2"

MOUNTING REQUIREMENTS

Inside Mount

Minimum casement depth, bracket attachment	1½"
--	-----

Minimum casement depth, fully recessed with valance	3"
---	----

Outside Mount

Minimum flat mounting surface height	1¾"
--------------------------------------	-----

Recommended width overlap per side	1½"
------------------------------------	-----

CONTROL OPTIONS

Standard: Tilt left (L), cord right (R)

Optional: Tilt (R), Cord (L)  
Tilt (R), Cord (R)  
Tilt (L), Cord (L)

Blinds less than 10½" wide (net) will have a center tilt only (no lift cord)

Blinds less than 22½" wide (net) must have split controls (L/R or R/L)

Multiple blinds on one headrail may be ordered with a single tilt control for all blinds, if desired

LADDER COUNT

Ladder Quantity	Blind Width
2 each	to 34" wide
3 each	34⅞" to 56" wide
4 each	56⅞" to 78" wide
5 each	78⅞" to 96" wide

VALANCE RETURN LENGTHS

	Back	Face
No extension bracket	2⅝"	3"
Short extension bracket	3¾"	4⅞"
Long extension bracket	5¾"	6⅞"

STACKING HEIGHTS (APPROX.) Includes headrail and bottom rail.

Blind Height:	36"	48"	60"	72"	84"	96"	120"
Braided ladders	5⅝"	6⅝"	7½"	8½"	9½"	10½"	12⅝"
Cloth tapes	6¼"	7⅝"	8⅞"	10⅞"	11½"	12¾"	15⅝"
Decorative trims	7¾"	9½"	11¼"	13"	14¾"	16½"	20"

A NOTE ABOUT WOOD PRODUCTS...

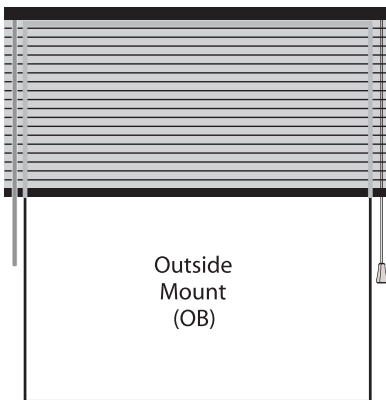
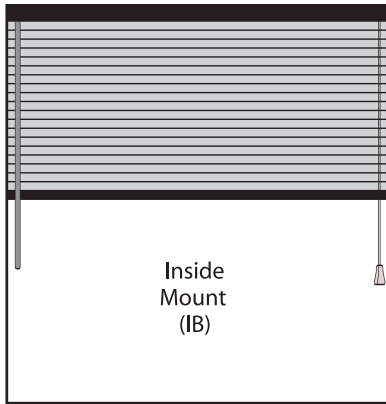
Our wood blinds are true wood products, made from 100% kiln-dried basswood. There will be variations in color, grain, texture and stability that are characteristic of all woods. These variations will be especially visible in blinds with light color stains. The variations are normal and natural, and conform to industry standards. Additionally, due to the improved closure of blinds with routless privacy feature, slight bowing may become more noticeable when the slats are closed.

## MEASURING GUIDELINES

Accurate measurements are absolutely essential. The measurements you provide are used first to price the blind, and then to custom fabricate it to the specified size. The dimensions supplied with the order form must be correct for the blind to properly fit the window opening. For maximum accuracy, always use a steel tape measure. It is your responsibility to provide correct measurements.

### INSIDE OR OUTSIDE MOUNT

How you take your measurements will vary depending upon whether the blind fits within the window opening (inside mount or IB) or overlaps the window opening (outside mount or OB).



### “ROUNDING” YOUR MEASUREMENTS

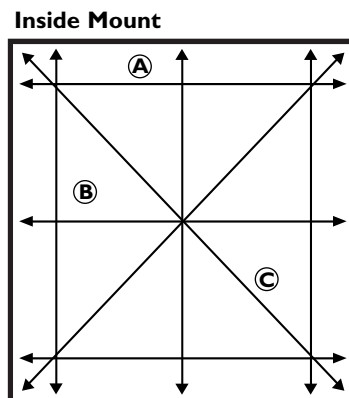
Ordered dimensions should be accurate to within  $\frac{1}{8}$ ". With inside mounts, always round **down** to the nearest  $\frac{1}{8}$ ". Rounding up could result in a blind that is too wide or too long to fit within the window opening. For example,  $\frac{3}{16}$ " rounds down to  $\frac{1}{8}$ ".

### MEASURING FOR INSIDE MOUNTS

Measure the width **A** inside the window opening at the top, middle and bottom. Measure the height **B** inside the window opening at the left, right, and center. Order the narrowest width measurement and the shortest height measurement. Remember to always round your measurements down to the nearest  $\frac{1}{8}$ ".

Be sure the window opening is deep enough to install the mounting bracket. Refer to the Product Specifications on page 6.

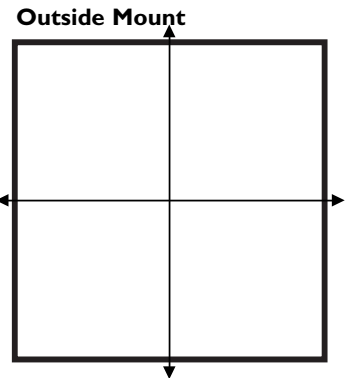
**Note:** It is important to measure diagonally **C** from corner to corner to determine if the window is square. If these measurements are not equal, a light gap may appear. In this case, an outside mount is recommended.



With inside mounts, measure the width and height at three points and order the smallest dimensions.

### MEASURING FOR OUTSIDE MOUNTS

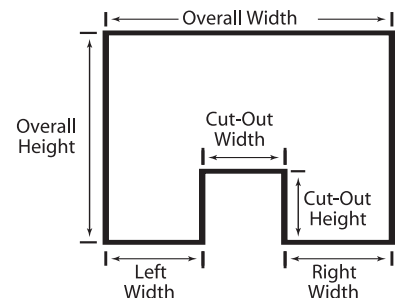
Measure the desired width and height. To minimize light leakage, it's recommended that the blind overlap the window opening at least  $1\frac{1}{2}$ " on each side and at the top and bottom (if possible).



When measuring the height, take into account the requirements for the mounting bracket attachment. A flat vertical surface at least  $1\frac{3}{4}$ " high is needed.

### CUT-OUTS

A cut-out is a blind which has had a small rectangular area removed from it to avoid obstructions, usually from one of the corners or from the bottom. Available cut-outs are pictured on page 9.

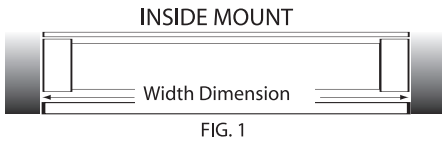


Measure a cut-out like a standard rectangular blind, but also provide detailed measurements of the area to be removed. In addition, mark the measurements on a sketch of the cut-out to ensure accurate communication of the order.

MEASURING FOR VALANCES & CORNICES

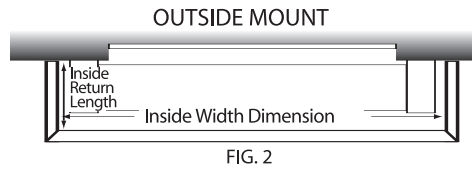
**Inside Mount (IB)** (Fig. 1)

- Valance or cornice is fully recessed in opening as a fascia to cover the front of the headrail. Standard width is 1/8" narrower than ordered blind width.
- If a width dimension other than the standard is required, indicate this in Special Instructions, along with the notation "exact, no allowances". Minimum mounting depth – 1 1/8" Maximum mounting depth – 2 1/8"



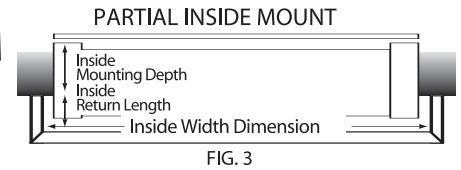
**Outside Mount (OB)** (Fig. 2)

- Standard width, without extension brackets, is the blind width + 3/4". The standard valance return length is 2 5/8".
- If a width dimension and/or return length other than the standard is required. Provide the back inside dimensions for width and return, along with notation "exact, no allowances".

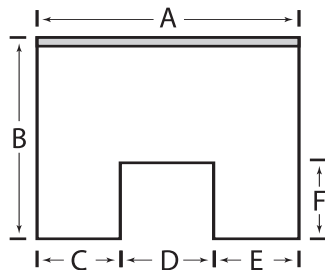


- Important:** The shortest available return length is 1/2".

**Important Measuring Note**  
 Since valance and cornice profiles vary in thickness, manufacturing standards and allowances are always taken from the flat, back side of the profile.



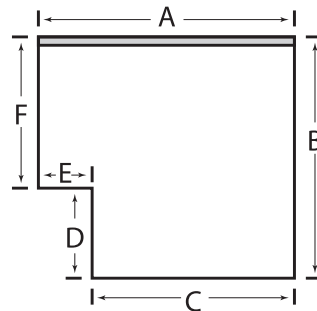
CUT-OUTS



**BOTTOM CENTER CUT-OUT**

SIZE STANDARDS	
Minimum width (A)	18"
Measurement of (C) and (E) must each be at least 7"	
Maximum blind width (A)	96"
Maximum blind height (B)	126"

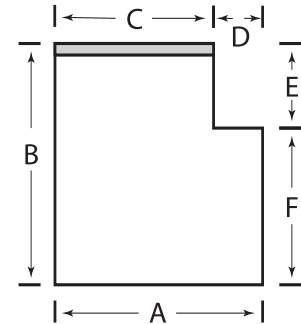
- Top of cut-out raises to headrail.
- Blind may have three bottom rails.



**BOTTOM SIDE CUT-OUT**

SIZE STANDARDS	
Minimum width (A)	18"
Measurement of (E) must be 6" or less	
Maximum blind width (A)	96"
Maximum blind height (B)	126"

- Top of cut-out raises to headrail.
- Blind may have two bottom rails.



**HEADRAIL CUT-OUT**

SIZE STANDARDS	
Minimum width (A)	18"
Measurement of (D) must be 6" or less	
Maximum blind width (A)	96"
Maximum blind height (B)	126"

- Blind raises to bottom of cut-out, if (E) represents window obstruction.

CUT-OUTS PRICING PROCEDURE

- Find base price of blind on Standard Rectangular Price Charts, pages 4 and 5 using overall dimensions.
- Add the appropriate surcharge for the cut-out(s).

**LEGEND:**

- Headrail Location
- A-F = Measurements Needed

## SPECIFICATIONS ~ MOTORIZATION

### FEATURES AND BENEFITS

- Top of the line battery powered standard motor, capable of tilting blinds up to 15 pounds.
- Top of the line battery powered heavy duty motor, capable of tilting blinds up to 30 pounds.
- Internal brake holds blind in place.
- Provides tight slat closure to eliminate light gap, with no roll back.
- Limit switches allow blind to stop when completely closed, preventing the blind and motor from potential damage.
- 5" Satellite Eye standard, optional 10" Satellite Eye extends receiving eye for cornice applications.
- Motor is fully enclosed in the headrail.
- No unsightly battery packs or controls.
- Minimum of 4 1/2" end routes necessary.
- No tilt wand or cord punch necessary.
- Installs with standard installation hardware.

### BATTERY CARTRIDGE *(Batteries Included)*

- (4) AA lithium or alkaline batteries.
- Lithium battery life expectancy 3 - 5 years.
- Cartridge enclosed in the headrail with no unsightly cables.

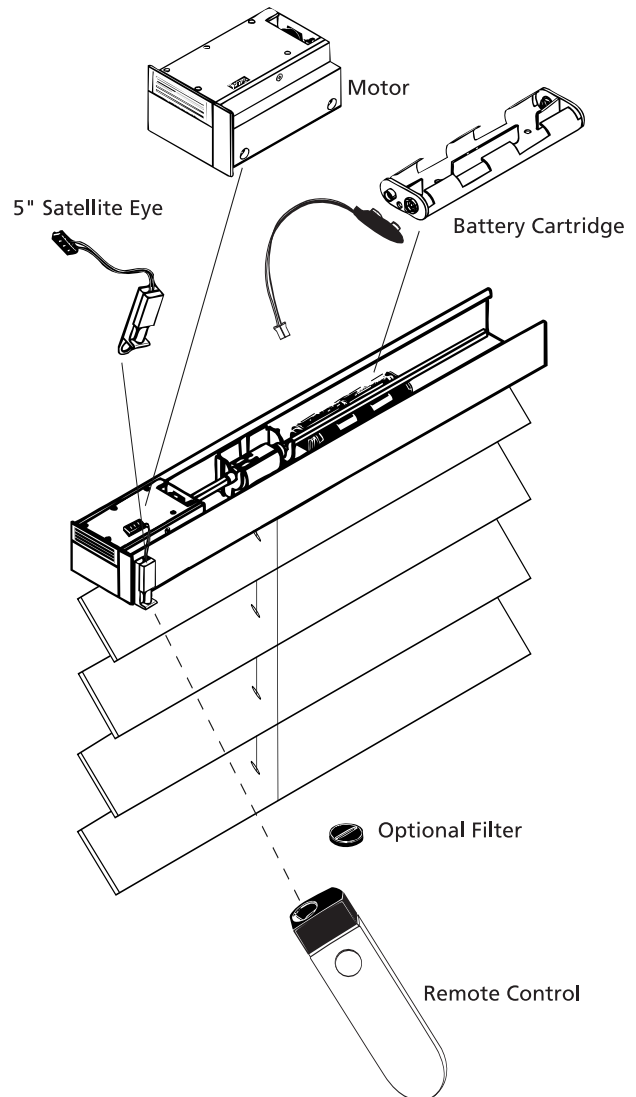
### REMOTE CONTROL *(Batteries Included)*

- One button remote that operates up to 50' away.
- Signal not affected by florescent or halogen lighting.
- Operational distance may be affected by bright sunlight.
- Operates an unlimited number of blinds without changing channels.
- Remote filter available for bay window applications or side by side blinds.
- Operates with (3) AA alkaline batteries (lithium not recommended for remote).

### WARRANTY

- 5 year Warranty.

*Note: Motorization available only on 2" products.*



### BLIND SIZE CHART

Product Type	Max. Sq. Ft. Standard Motor	Max. Sq. Ft. Heavy Duty Motor
2" Basswood	44'	90'

- Minimum width 18 3/4"

*Note: To calculate square footage of a blind, multiply blind height (in inches) times the blind width (in inches) then divide by 144.*

## CARE AND CLEANING

Like any wood furnishings, Wood Blinds should be dusted regularly to keep them looking new. Use a soft, clean cloth, chemically treated dust cloth, or dusting mitt.

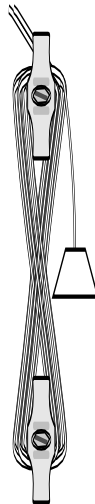
Blinds may also be cleaned by vacuuming them with the brush attachment of a vacuum cleaner or by wiping them with a soft, damp rag. Stained blinds should be treated periodically with lemon oil or other wood preservative to protect their finish.

## CHILD SAFETY

Be aware that it is possible for children to become entangled in window covering cords. To reduce the risk of accidents, all cords must be kept out of the reach of children. Cord cleats are an effective way to implement this essential precaution.

Mount the cord cleat at a safe height, taking into account furniture or other objects upon which a child may climb. Then, after each use of the blind, simply wrap the excess cord around the cleat.

Cord cleats are included with every Wood Blind. Wood Blinds with Continuous Cord System include a Cord Tensioner that keeps the cord taut to minimize any danger.



## LIMITED LIFETIME WARRANTY

Turnils warrants that wood blinds from the Wood Collection will be free from defects in materials and workmanship for as long as the original retail purchaser owns the product, provided that the products were properly installed in residential dwellings, the products were made or assembled exclusively from our materials and components, and our recommendations were followed with regard to limitations and specifications.

Some slight warpage, as well as natural variations in color and grain effect are normal with a wood product and are not considered defects. In addition some fading and/or discoloration of the finish may occur over time. This is common with man-made coatings and is not considered a defect.

The obligation of Turnils and its licensed fabricators and distributors is limited to repair or replace the blinds or components found to be defective and excludes shipping charges and labor costs for measuring and installation. Repairs will be made with like or similar parts.

This warranty does not apply to conditions caused by normal wear and tear upon the product.

**THIS WARRANTY IS EXCLUSIVE AND IN LIEU OF ALL OTHER OBLIGATIONS, LIABILITIES OR WARRANTIES.** In no event shall Turnils or its licensed fabricators or distributors be liable or responsible for **INCIDENTAL OR CONSEQUENTIAL DAMAGES** or for any other direct or indirect damage, loss, cost, expense or fee.

Some states do not allow the exclusion or limitation of incidental or consequential damages, so this exclusion or limitation may not apply to you.



