

TEXTON



WOOD

BLINDS

Effective February 3, 2020

design simplified™

TABLE OF CONTENTS

Product Overview

- Features & Benefits 2
- Color Chart. 3

Pricing Information

- 2" Smooth Finish Price Group and Option Charges. 4
- 2" Coastal Price Group and Option Charges. 5
- 1-3/8" and 2-3/8" Smooth Finish Price Group and Option Charges. 6
- RemoteTilt™ System Option Surcharges and Specifications 7

Valance Upgrade Information

- Individual Valance Ordering and Pricing. 8
- Tape Valance Option and Color Chart 8
- Valance and Valance Return Information and Specifications. 9

Cordless Lift & Lock Bottomrail Color Coordination 10

Solid and Decorative Tape Option and Listing 11

Product and Specifications

- Features and Options 12
- Size Specifications 13
- Finished Dimensions and Mounting Requirements 13

Controls, Components, Ladder/Tape Placement and Stack-up Charts

- Standard Rectangular. 14
- Cordless Lift 15
- RemoteTilt. 16
- Cordless Lift & Lock™ 17
- Product Components. 18-20

RemoteTilt Motorization

- RemoteTilt Motorization – Overview. 21
- Radio Frequency (RF) Features, Options and Part Numbers 22

Upsize Common Carrier Delivery

All orders with any quantity of shades or blinds or any continuous valance 96" or more in width are considered upsize. Therefore, a net shipping charge of \$45 per oversized unit will be assessed.

Upsized orders that require expedited shipping will be quoted and charged accordingly.

Please see General Information for additional freight and shipping charge information.



FEATURES & BENEFITS

- Offered in 1-3/8", 2", and 2-3/8" slat sizes to fit any scale window.
- A wide range of colors and styles, from whites and neutrals to rich wood tones and updated gray selections, or add a unique design element with our distinctive Coastal collection.
- Cordless Lift option on all slat sizes.
- A stylish collection of optional solid and decorative tapes add a fashion accent.
- Optional LightsOut routeless feature helps block additional light, enhances privacy.
- Modern trapezoid bottomrail shape improves appearance and enables blinds to close tighter.
- Your choice of valance styles – standard Decorative, contemporary Crescent, simply elegant Modern, or the larger profile Forte valance.
- Innovative magnetic valance attachment system is secure, easy to install, and fully adjustable.
- Available with upgraded operating systems including cordless Lift & Lock™, cordless lift and RemoteTilt™ motorization for enhanced control convenience.
- Cordless Lift & Lock™ is certified Best For Kids when ordered with wand tilt
- Limited Lifetime warranty ensures your customers' satisfaction.

COLOR CHART

Wood Styles & Names

1-3/8" COLOR #

2" COLOR #

2-3/8" COLOR #

SMOOTH FINISH (paints & stains)

Amber	W138-287	W2-287	W238-287
Ashen		W2-401	
Barn Door		W2-316	
Chocolate		W2-320	
Dark Mocha		W2-295	W238-295
Eastern Cherry		W2-315	
English Walnut		W2-299	
Golden Oak	W138-124	W2-124	W238-124
Golden Pine		W2-285	
Gray Day		W2-402	
Lunar		W2-301	W238-301
Mahogany	W138-125	W2-125	W238-125
Mesquite	W138-291	W2-291	W238-291
Milky White	W138-282	W2-282	W238-282
Neuvo White		W2-284	W238-284
New Oak		W2-117	
Provincial		W2-319	
Pure White	W138-026	W2-026	W238-026
Raven		W2-400	
Rich Walnut	W138-133	W2-133	W238-133
Rose Mahogany		W2-293	
Snow White		W2-296	
Snowflake		W2-013	W238-013
Spice	W138-134	W2-134	W238-134
Stewart Pecan		W2-318	
Storm Cloud		W2-317	
Sugar		W2-300	W238-300
Sunset Pine		W2-288	
Traditional White		W2-283	
Winter White	W138-012	W2-012	W238-012

COASTAL

Boardwalk		WBR-807	
Driftwood		WBR-801	
Ocean Mist		WBR-806	
Sailcloth		WBR-800	
Sand Dollar		WBR-803	
Winter Surf		WBR-805	

= NOT AVAILABLE

2" SMOOTH FINISH

3" Standard Decorative Valance Included in Price

WIDTH TO:	24"	28"	32"	36"	42"	48"	54"	60"	66"	72"	78"	84"	90"	96"	102"
HEIGHT TO:															
30"	\$150	162	182	198	218	240	264	306	330	356	380	414	450	488	530
36"	160	178	196	212	240	260	288	334	360	392	422	466	494	534	580
42"	176	194	212	236	264	286	322	368	402	436	472	520	550	598	646
48"	188	208	230	252	284	304	346	402	436	472	514	566	600	652	712
54"	212	240	258	288	322	352	392	452	486	534	586	642	680	736	798
61"	228	252	280	284	344	352	420	474	524	576	634	692	738	798	868
66"	242	270	300	324	370	406	454	522	568	620	680	752	794	864	940
73"	258	288	324	324	406	442	492	568	620	676	740	816	878	944	
78"	274	308	340	368	418	456	532	612	664	710	782	882	934		
84"	292	324	360	392	448	494	568	642	694	746	844	932			
90"	308	342	382	414	466	518	598	672	724	796	880				
96"	324	360	402	442	496	548	622	702	764	838					
102"	338	374	416	454	512	566	654	748	812						
108"	370	412	454	490	548	610	694	796	870						
114"	386	428	466	506	568	632	718	826							
120"	402	452	494	534	600	664	762	866							
126"	422	470	512	566	638	702	800								

Note: Blinds over 50 sq. ft. require 2 or 3 on 1 Headrail

Cordless Lift & Lock not available in sizes over 45 sq ft outside the thick black line

SOLID AND DECORATIVE TAPE SURCHARGE

NOTE: See Tape section for sizes & availability. Tapes are NOT available with cordless lift upgrade, Cordless Lift & Lock upgrade, or LightsOut option.

WIDTH TO:	24"	28"	32"	36"	42"	48"	54"	60"	66"	72"	78"	84"	90"	96"	102"
Solid	\$34	34	34	34	40	40	40	48	48	48	48	56	56	56	62
Decorative	70	70	70	70	86	86	86	104	104	104	104	122	122	122	138

FORTE VALANCE UPGRADE SURCHARGE

WIDTH TO:	24"	28"	32"	36"	42"	48"	54"	60"	66"	72"	78"	84"	90"	96"	102"	108"	114"	120"	144"	168"
4" Forte	\$0	24	24	24	24	40	40	40	40	54	54	54	54	64	64	64	82	82	82	100

OPTIONS: NO CHARGE – SPECIFY ON ORDER

- 3" Crescent Valance (in place of 3" Standard Deco Valance)
- 3" Modern Valance (in place of 3" Standard Deco Valance)
- LightsOut Routeless Feature (not available with Cordless Lift, Cordless Lift & Lock, or blinds with Tapes)
- Controls – LR, RL, or Grouped (Standard Only)
- Tile Cut Out – maximum 5-1/2" width each side (not available with Cordless Lift & Lock)
- Hold-Down Brackets
- Short and Long Extension Brackets
- Spacer Blocks – small (3/8") and large (3/4")
- Special Wand/Cord Length (please see available lengths on p.14)
- Cord Tilter (please see available lengths on p.14)
- 2 or 3 On 1 Headrail (maximum 120") – price as separate blinds (2 or 3 on 1 headrail not available with Cordless Lift) (3 on 1 headrail not available with Cordless Lift & Lock)
- Side by Side (slat alignment guaranteed within 1/4" when requested at time of order. Blinds must be the same height, slat size, and color.)

OPTIONS: EXTRA CHARGE – SPECIFY ON ORDER

- Cordless Lift & Lock™ Systemadd \$106 each
- Cordless Lift Systemadd \$152 each
- Blinds Under 12" Wideadd \$18 each
- Tape Valance (on 3" Standard Deco Valance Only)add \$18 each
- Keystone Valance option (for blinds under 102" wide)add \$18

Notes: • For surcharges on oversize common carrier delivery, express ship program, shipments to Hawaii, Alaska and Puerto Rico, see General Information Section

SIZE SPECIFICATIONS	Motorization				
	2" Standard	2" Cordless	2" Cordless Lift & Lock™	2" RemoteTilt w/ Std Lift	2" RemoteTilt w/ Cordless Lift
Minimum Width (Net)	8" 12" with Tapes	18" Tapes NA	10-1/2" Tapes NA	20" 22" with Tapes	20" Tapes N/A
Maximum Width (One blind)	102"	78"	96"	96"	78"
Minimum Height	12"	12"	12"	12"	12"
Maximum Height	126"	84"	84"	96"	84"
Max. AREA (SQ/FT)	50 sq/ft	45 sq/ft	45 sq/ft	50 sq/ft	45 sq/ft
Maximum Width 2 on 1 Headrail	120"	N/A	120"	N/A	N/A
Maximum Width 3 on 1 Headrail	120"		N/A	N/A	N/A
Maximum Continuous Valance Width (not spliced)	102"	102"	102"	102"	102"

2" COASTAL

3" Standard Decorative Valance Included in Price

WIDTH TO:	24"	28"	32"	36"	42"	48"	54"	60"	66"	72"	78"	84"	90"	96"	102"
HEIGHT TO:															
30"	\$158	172	192	208	230	252	284	326	352	384	416	456	484	518	564
36"	168	188	206	228	254	280	308	360	386	422	458	500	532	576	622
42"	188	206	228	250	282	308	346	396	430	472	512	566	598	650	698
48"	200	222	246	272	306	334	372	434	470	516	558	618	658	710	772
54"	228	252	282	310	346	382	424	492	530	584	634	702	740	800	870
61"	242	270	302	332	372	408	458	530	574	634	686	762	800	870	946
66"	258	292	324	354	400	442	496	570	616	676	740	822	870	952	1032
73"	280	312	350	382	436	478	538	620	678	744	818	896	956	1038	
78"	298	330	366	402	456	496	580	668	720	780	846	968	1028		
84"	312	352	392	428	486	536	620	704	764	822	906	1022			
90"	332	368	412	452	512	564	652	738	796	880	934				
96"	348	392	436	482	544	598	686	772	850	924					
102"	364	408	456	494	564	620	720	814	886						
108"	400	448	496	532	602	666	764	868	950						
114"	416	466	512	550	622	690	790	902							
120"	436	486	536	582	660	730	834	924							
126"	456	510	558	616	698	770	894								

 Note: Blinds over 50 sq. ft.
require 2 or 3 on 1 Headrail

 Cordless Lift & Lock not available in sizes
over 45 sq ft outside the thick black line

SOLID AND DECORATIVE TAPE SURCHARGE

NOTE: See Tape section for sizes & availability. Tapes are NOT available with Cordless Lift upgrade, Cordless Lift & Lock upgrade or LightsOut option.

WIDTH TO:	24"	28"	32"	36"	42"	48"	54"	60"	66"	72"	78"	84"	90"	96"	102"
Solid	\$34	34	34	34	40	40	40	48	48	48	48	56	56	56	62
Decorative	70	70	70	70	86	86	86	104	104	104	104	122	122	122	138

FORTE VALANCE UPGRADE SURCHARGE

WIDTH TO:	24"	28"	32"	36"	42"	48"	54"	60"	66"	72"	78"	84"	90"	96"	102"	108"	114"	120"	144"	168"
4" Forte	\$0	24	24	24	24	40	40	40	40	54	54	54	54	64	64	64	82	82	82	100

OPTIONS: NO CHARGE – SPECIFY ON ORDER

- 3" Crescent Valance (in place of 3" Standard Deco Valance)
- 3" Modern Valance (in place of 3" Standard Deco Valance)
- LightsOut Routeless Feature (not available with Cordless Lift System, Cordless Lift & Lock, or blinds with Tapes)
- Controls – LR, RL, or Grouped (Standard Only)
- Tile Cut Out – maximum 5-1/2" width each side (not available with Cordless Lift & Lock)
- Hold-Down Brackets
- Short and Long Extension Brackets
- Spacer Blocks – small (3/8") and large (3/4")
- Special Wand/Cord Length (please see available lengths on p.14)
- Cord Tilter (please see available lengths on p.14)
- 2 or 3 On 1 Headrail (maximum 120") – price as separate blinds (2 or 3 on 1 headrail not available with Cordless Lift)
- (3 on 1 headrail not available with Cordless Lift & Lock)
- Side by Side (slat alignment guaranteed within 1/4" when requested at time of order. Blinds must be the same height, slat size, and color.)

OPTIONS: EXTRA CHARGE – SPECIFY ON ORDER

- Cordless Lift & Lock™ Systemadd \$106 each
- Cordless Lift Systemadd \$152 each
- Blinds Under 12" Wideadd \$18 each
- Tape Valance (on 3" Standard Deco Valance Only)add \$18 each
- Keystone Valance option (for blinds under 102" wide)add \$18

Notes: • For surcharges on oversize common carrier delivery, express ship program, shipments to Hawaii, Alaska and Puerto Rico, see General Information Section

SIZE SPECIFICATIONS	Motorization				
	2" Standard	2" Cordless	2" Cordless Lift & Lock™	2" RemoteTilt w/ Std Lift	2" RemoteTilt w/ Cordless Lift
Minimum Width (Net)	8" 12" with Tapes	18" Tapes NA	10-1/2" Tapes NA	20" 22" with Tapes	20" Tapes N/A
Maximum Width (One blind)	102"	78"	96"	96"	78"
Minimum Height	12"	12"	12"	12"	12"
Maximum Height	126"	84"	84"	96"	84"
Max. AREA (SQ/FT)	50 sq/ft	45 sq/ft	45 sq/ft	50 sq/ft	45 sq/ft
Maximum Width 2 on 1 Headrail	120"	N/A	120"	N/A	N/A
Maximum Width 3 on 1 Headrail	120"		N/A	N/A	N/A
Maximum Continuous Valance Width (not spliced)	102"	102"	102"	102"	102"

1-3/8" SMOOTH AND 2-3/8" SMOOTH FINISHES

3" Standard Decorative Valance Included in Price

WIDTH TO:	24"	28"	32"	36"	42"	48"	54"	60"	66"	72"	78"	84"	90"	96"	102"
HEIGHT TO:															
30"	\$148	160	182	198	218	240	266	306	332	360	392	430	456	488	530
36"	160	178	196	212	240	260	288	340	364	396	434	472	500	540	586
42"	176	196	212	236	264	288	326	374	406	444	482	532	566	614	660
48"	188	208	230	254	288	314	352	408	442	486	526	582	620	666	726
54"	214	238	264	292	326	356	398	464	498	548	594	662	698	754	820
61"	228	252	284	312	352	384	434	496	540	594	646	716	754	820	892
66"	242	274	302	334	378	416	468	536	580	638	698	774	820	896	974
73"	264	294	330	356	410	450	508	584	638	702	770	846	900	980	
78"	280	310	344	380	430	470	546	628	678	736	798	912	968		
84"	294	330	370	404	456	506	584	666	720	774	852	962			
90"	312	344	388	428	482	530	614	694	750	830	880				
96"	328	368	412	452	512	566	646	726	800	872					
102"	344	384	430	466	530	584	676	764	834						
108"	378	422	468	500	568	626	718	818	894						
114"	392	436	482	518	586	650	744	846							
120"	412	458	506	548	620	688	788	872							
126"	430	482	526	580	660	724	844								

Note: Blinds over 50 sq. ft.
require 2 or 3 on 1 Headrail

Cordless Lift & Lock not available in sizes
over 50 sq ft outside the thick black line

SOLID AND DECORATIVE TAPE SURCHARGE

NOTE: See Tape section for sizes & availability. Tapes are NOT available with LightsOut option, Cordless Lift & Lock upgrade, or on 1-3/8" Wood Blinds.

WIDTH TO:	24"	28"	32"	36"	42"	48"	54"	60"	66"	72"	78"	84"	90"	96"	102"
Solid	\$34	34	34	34	40	40	40	48	48	48	48	56	56	56	62
Decorative	70	70	70	70	86	86	86	104	104	104	104	122	122	122	138

FORTE VALANCE UPGRADE SURCHARGE

WIDTH TO:	24"	28"	32"	36"	42"	48"	54"	60"	66"	72"	78"	84"	90"	96"	102"	108"	114"	120"	144"	168"
4" Forte	\$0	24	24	24	24	40	40	40	40	54	54	54	54	64	64	64	82	82	82	100

OPTIONS: NO CHARGE – SPECIFY ON ORDER

- 3" Crescent Valance (in place of 3" Standard Deco Valance)
- 3" Modern Valance (in place of 3" Standard Deco Valance)
- LightsOut Routeless Feature (not available on blinds with Tapes)
- Controls – LR, RL, or Grouped (Standard Only)
- Tile Cut Out – maximum 5-1/2" width each side (not available with Cordless Lift & Lock)
- Hold-Down Brackets (not available with Cordless Lift & Lock)
- Short and Long Extension Brackets
- Spacer Blocks – small (3/8") and large (3/4") (one 3/8" spacer set standard with 2-3/8" blinds)
- Special Wand/Cord Length (please see available lengths on p.14)
- Cord Tilter (please see available lengths on p.14)
- 2 or 3 On 1 Headrail (maximum 120") – price as separate blinds (3 on 1 headrail not available with Cordless Lift & Lock)
- Side by Side (slat alignment guaranteed within 1/4" when requested at time of order. Blinds must be the same height, slat size, and color.)

OPTIONS: EXTRA CHARGE – SPECIFY ON ORDER

- Cordless Lift & Lock™ Systemadd \$106 each (not available on 1-3/8" blinds)
- Cordless Lift Systemadd \$152 each
- Blinds Under 12" Wideadd \$18 each
- Tape Valance (on 3" Standard Deco Valance Only)add \$18 each
- Keystone Valance option (for blinds under 102" wide)add \$18

Notes: • For surcharges on oversize common carrier delivery, express ship program, shipments to Hawaii, Alaska and Puerto Rico, see General Information Section

* RemoteTilt Motorization is not available with Cordless Lift & Lock. Tapes option and Cordless Lift & Lock are not available with 1-3/8" blinds.

SIZE SPECIFICATIONS	1-3/8" Standard	2-3/8" Standard	1-3/8" & 2-3/8" Cordless	2-3/8" Cordless Lift & Lock™	Motorization	
					1-3/8" & 2 3/8" RemoteTilt w/ Std Lift	1-3/8" & 2 3/8" RemoteTilt w/ Cordless Lift
Minimum Width (Net)	8"	12" 12" with Tapes	18" Tapes N/A	10-1/2" Tapes N/A	20" 22" with Tapes	20" Tapes N/A
Maximum Width (One blind)	102"	102"	78"	96"	96"	78"
Minimum Height	12"	12"	12"	12"	12"	12"
Maximum Height	126"	126"	84"	84"	96"	84"
Max. AREA (SQ/FT) - Blinds over 50 SQ/FT require 2 or 3 on 1 headrail	50 sq/ft	50 sq/ft	45 sq/ft	50 sq/ft	50 sq/ft	45 sq/ft
Maximum Width 2 on 1 Headrail	120"	120"	N/A	120"	N/A	N/A
Maximum Width 3 on 1 Headrail	120"	120"		N/A		
Maximum continuous valance width (not spliced)	102"	102"	102"	102"	102"	102"

REMOTETILT™ – Tilt Motorization System

NOTE: Must select RF RemoteTilt power source when ordering.

Radio Frequency (RF) RemoteTilt power options are: (1) Single Battery Wand (reloadable), (2) Dual Battery Wand (reloadable), and (3) Transformer (plugs into wall outlet). Each Reloadable Battery Wand comes with a set of 8 AA lithium batteries on initial shade orders at the prices shown below. The part # below references the battery wand only.

OPTIONS: EXTRA CHARGE – SPECIFY ON ORDER (Must select RF RemoteTilt power source when ordering)

RADIO FREQUENCY (RF) MOTORIZATION

- Radio Frequency (RF) Tilt Motoradd **\$418 per blind**
- Radio Frequency (RF) Remote Control Unit – 1 Channel Part #RC445069 add **\$152 each**
- Radio Frequency (RF) Remote Control Unit – 5 Channel Part #RC445079 add **\$196 each**
- Radio Frequency (RF) Wireless Wall Switch – 1 Channel Part #RC445135 add **\$386 each**
- Radio Frequency (RF) Wireless Wall Switch – 5 Channel Part #RC445136 add **\$386 each**
- Radio Frequency (RF) Programmable Timer – 1 Channel Part #1805237A..... add **\$614 each**

- Radio Frequency (RF) Single Battery Wand – Reloadable (Includes 8 AA)..... Part #RC445268 add **\$206 each**
- Radio Frequency (RF) Dual Battery Wand – Reloadable (Includes 16 AA) Part #RC445268 add **\$418 each**
- Radio Frequency (RF) Transformer Part #1822192 add **\$208 each**
- Radio Frequency (RF) 10" Battery Wand Extension Cable Part #9013282 add **\$16 each**
- Radio Frequency (RF) 48" Battery Wand Extension Cable Part #9013279 add **\$22 each**
- Radio Frequency (RF) 96" Battery Wand Extension Cable Part #9018624 add **\$30 each**
- Radio Frequency (RF) 8 AA Lithium Batteries - Reloadable Wand Replacements Part #9014834 add **\$70 each**

- Solar Recharge Kit (**batteries NOT included** if ordered as a stand alone kit) Part #9019034.....add **\$378 each**
(Includes solar panel, 10" Y harness, 12v reloadable battery tube, tube mounting clips, glass mount adhesive tape, solar panel mounting brackets – 4 qty.)
- NiMh Rechargeable Batteries (quantity of 10)..... Part #9018621.....add **\$108 each**
- Plug-in AC Battery Rapid Charger (for solar recharge kit only) (includes 12" cable) Part #9018620.....add **\$376 each**
- 48" Extension Cable for Y Harness..... Part #9016736.....add **\$26 each**

Notes: • For surcharges on oversize common carrier delivery, express ship program, shipments to Hawaii, Alaska and Puerto Rico, see General Information Section

REMOTETILT MOTORIZATION SIZE SPECIFICATIONS	1-3/8"	2"	2-3/8"
	20"	20"	20"
Minimum Width (Net)	N/A with Solid or Decorative Tapes	22" with Solid or Decorative Tapes	22" with Solid or Decorative Tapes
Maximum Width (One blind)	96"	96"	96"
Maximum Height	96"	96"	96"
Maximum AREA (SQ/FT)	50 sq/ft	50 sq/ft	50 sq/ft
Maximum continuous valance width (not spliced)	102"	102"	102"

RemoteTilt is not available with Cordless Lift & Lock

INDIVIDUAL VALANCE ORDERING & PRICING



Refer to this pricing for "individual" valances only. (Valances on all blind orders are already standard and included in the blind price.)

Valance Deductions for Wood Blinds

Order Configuration		How Valance Will Be Produced
IB	RETURN LENGTH OVERRIDE	Inside miter to miter valance will be 1" wider than ordered width
OB	NET (Valance Only)	Inside miter to miter valance will be exact ordered width
IB	NET (Valance Only)	Valance will be exact ordered width
IB	CONTINUOUS	Valance will be exact size of continuous valance measurement
IB	CONTINUOUS with RETURN LENGTH OVERRIDE	Inside miter to miter valance will be 1" wider than ordered width
OB	CONTINUOUS	Inside miter to miter valance will be exact ordered width

SMOOTH FINISH	3" Standard Decorative, 3" Crescent, 3" Modern, and 4" Forte Valance Color #
Amber	287
Ashen	401
Barn Door	316
Chocolate	320
Dark Mocha	295
Eastern Cherry	315
English Walnut	299
Golden Oak	124
Golden Pine	285
Gray Day	402
Lunar	301
Mahogany	125
Mesquite	291
Milky White	282
Neuvo White	284
New Oak	117
Provincial	319
Pure White	026
Raven	400
Rich Walnut	133

SMOOTH FINISH	3" Standard Decorative, 3" Crescent, 3" Modern, and 4" Forte Valance Color #
Rose Mahogany	293
Snow White	296
Snowflake	013
Spice	134
Stewart Pecan	318
Storm Cloud	317
Sugar	300
Sunset Pine	288
Traditional White	283
Winter White	012

COASTAL	3" Standard Decorative, 3" Crescent, 3" Modern, and 4" Forte Valance Color #
Boardwalk	807
Driftwood	801
Ocean Mist	806
Sailcloth	800
Sand Dollar	803
Winter Surf	805

INDIVIDUAL VALANCE PRICING

WIDTH TO:	24"	28"	32"	36"	42"	48"	54"	60"	66"	72"	78"	84"	90"	96"	102"	108"	114"	120"	144"	168"
3" Std Deco, Crescent, Modern	\$34	34	34	34	50	50	50	50	70	70	70	70	84	84	84	110	110	110	140	170
4" Forte	56	56	56	56	88	88	88	88	122	122	122	122	146	146	146	190	190	190	234	278

NOTE: The maximum continuous valance width is 102". Valances over the maximum width will be spliced in the center.

TAPE VALANCE OPTION



With this option, the 1" Solid, 1" or 1-1/8" Decorative Tape is attached (glued) across the flat section of the 3" Standard Decorative Valance. Refer to the wood/tape sample deck to coordinate wood and tape colors to your liking. The tape names available for this option and the 4 digit tape color numbers are listed below. (Tape pattern orientation flows from left to right.)

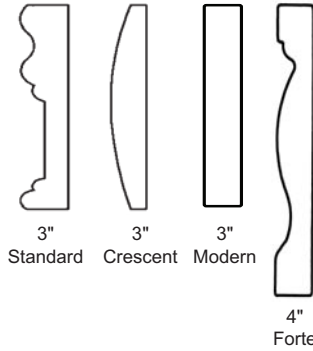
SOLID TAPE NAMES	Color Number
Alabaster	1113
Black	1899
Chocolate	1376
Dark Beige	1323
Dark Gray	1850
Light Beige	1322
Light Gray	1861

SOLID TAPE NAMES	Color Number
Pecan	1334
Steel	1867
Taupe	1302
White	1100
DECORATIVE TAPE NAMES	Color Number
Gray Cream Band	5007
Gray Gold Band	5006

NOTE: Decorative Keystone can be ordered with the tape valance option but the tape will not be placed on the Keystone, as it will butt up to it on each side.

VALANCES

STANDARD VALANCE & RETURN CONFIGURATIONS (OUTSIDE MOUNTS)



Standard Decorative - 3" Profile

- Standard on All Styles

Crescent Valance - 3" Profile (optional)

- Optional for All Styles

Modern Valance - 3" Profile (optional)

- Optional for All Styles

Forte Valance - 4" Profile (upgrade)

- Optional for All Styles

NOTE: Outside mount returns are adjusted longer by the factory when short or long extension brackets or when small or large (3/8" or 3/4") spacer blocks are ordered. Only the 1st set of ordered spacer blocks will affect the return length adjustment. Please specify longer custom return lengths when ordering if necessary.

Slat Size/Style

- 1-3/8" Woods
- 2" Woods
- 2-3/8" Woods (+ 3/8" spacer blocks)
- 2" Coastal Woods

Standard OB Returns

3"
3"
3-3/8"
3"

Note: Inside mount blind valances do not come with returns unless specified on the order.


KEYSTONE VALANCE OPTION

Keystones are designed to cover splices in oversized valances or can be used as a decorative element to add dimensional appeal.

Valances under 102" – a keystone may be added to a valance for a small surcharge. The valance will come fully assembled with the keystone positioned in the center. The color of the keystone will match the valance.

Valances over 102" that are spliced - a keystone will automatically be provided at no charge to join the sides and cover the splice. Will require assembly.

Note: the addition of a keystone will not affect the overall width of the valance.



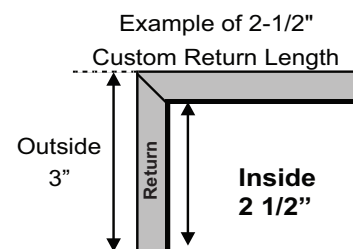
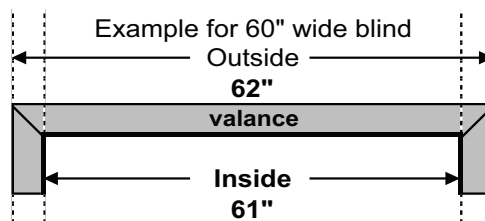
VALANCE / RETURN SPECIFICATIONS

- **Custom valance widths** are available upon request. Maximum widths for valance are as follows:
The maximum Continuous Valance width is **102"**.
The maximum Spliced Valance width is **168"**. (See note below).
- **Custom return lengths** are available upon request:
The minimum return length is **1/2"**
The maximum return length is **6"**
- **3" Return lengths** are factory adjusted when extension brackets or (1 set of) spacer blocks are ordered.
Returns + Short Extension Brackets = **4-1/4"**
Returns + Long Extension Brackets = **6-1/4"**
Returns + Small Spacer Blocks = **3-3/8"**
Returns + Large Spacer Blocks = **3-3/4"**

NOTE: Valances over 102" will be spliced in the middle. **A decorative keystone will be supplied at no charge to join the sides and conceal the splice.**

CUSTOM VALANCE & RETURNS – MEASURED & CUT FROM THE INSIDE:

- **NOTE:** Valances are cut to measure from the **inside** miter to insure the most accurate fit when installed over the headrail or window frame.



CORDLESS LIFT & LOCK™ – BOTTOMRAIL COLOR COORDINATION

The cordless Lift & Lock™ operating system comes with a coordinating aluminum bottomrail in the color listed below.

Wood Styles & Names	2" COLOR #	2-3/8" COLOR #	Cordless Lift & Lock Bottomrail		
			Color	Color #	End Cap PCN
SMOOTH FINISH (paints & stains)					
Amber	W2-287	W238-287	Camel	082	5003091082
Ashen	W2-401		Pearl Gray	879	5003097879
Barn Door	W2-316		Camel	082	5003091082
Chocolate	W2-320		Sweet Chocolate	378	5003091378
Dark Mocha	W2-295	W238-295	Venetian Bronze	234	5003091234
Eastern Cherry	W2-315		Camel	082	5003091082
English Walnut	W2-299		Sweet Chocolate	378	5003091378
Golden Oak	W2-124	W238-124	Wild Ginger	463	1005680
Golden Pine	W2-285		Camel	082	5003091082
Gray Day	W2-402		Gray Flannel	405	1005598
Lunar	W2-301	W238-301	Antique White	973	5003091973
Mahogany	W2-125	W238-125	Venetian Bronze	234	5003091234
Mesquite	W2-291	W238-291	Sweet Chocolate	378	5003091378
Milky White	W2-282	W238-282	Pearl	974	1005683
Neuvo White	W2-284	W238-284	Pearl	974	1005683
New Oak	W2-117		Wild Ginger	463	1005680
Provincial	W2-319		Sweet Chocolate	378	5003091378
Pure White	W2-026	W238-026	Pearl	974	1005683
Raven	W2-400		Black	048	5003091048
Rich Walnut	W2-133	W238-133	Venetian Bronze	234	5003091234
Rose Mahogany	W2-293		Cognac	282	5003091282
Snow White	W2-296		Alabaster	002	1005592
Snowflake	W2-013	W238-013	Pearl	974	1005683
Spice	W2-134	W238-134	Ginger	187	5003091187
Stewart Pecan	W2-318		Cocoa	083	1005593
Storm Cloud	W2-317		WD Gold	422	5003097422
Sugar	W2-300	W238-300	Pearl	974	1005683
Sunset Pine	W2-288		Wild Ginger	463	1005680
Traditional White	W2-283		Pearl	974	1005683
Winter White	W2-012	W238-012	Alabaster	002	1005592

COASTAL	2" COLOR #	2-3/8" COLOR #	Cordless Lift & Lock Bottomrail		
			Color	Color #	End Cap PCN
Boardwalk	WBR-807		Cocoa	083	1005593
Driftwood	WBR-801		Smokey Gray	443	1005599
Ocean Mist	WBR-806		Smokey Gray	443	1005599
Sailcloth	WBR-800		Antique White	973	5003091973
Sand Dollar	WBR-803		Antique White	973	5003091973
Winter Surf	WBR-805		Bronze	064	5003091064

 = NOT AVAILABLE

NOTE: Bottomrail colors are pre-selected. Hardware color override is not available.
Please refer to the cordless Lift & Lock™ Hardware Color Card to see an example of the bottomrail color.

SOLID AND DECORATIVE TAPES

TAPES



TAPE SPECIFICATIONS

Select the tape width, color and design which will complement your 2" or 2-3/8" wood blind.

- Made from a poly/cotton blend
- Resists fading or shrinking
- *Lifetime Guarantee*
- Decorative tapes are attached to solid colored tape ladders that are slightly narrower than the width of the decorative tape (see chart below). The ladder is pre-selected based upon this width and for color coordination. A high tech gluing process is used to adhere the decorative tape. This process is superior to the commonly used sewing application which is visible and tends to pucker. **The decorative tape is only applied to the ladder on the front of the blind. The back of the blind will have a solid color tape visible (see chart below).**

Solid Tapes

1" Solid Tape	Color Number
Alabaster	1113
Black	1899
Chocolate	1376
Dark Beige	1323
Dark Gray	1850
Light Beige	1322
Light Gray	1861
Pecan	1334
Steel	1867
Taupe	1302
White	1100

1-1/2" Solid Tape	Color Number
Alabaster	8113
Black	8899
Chocolate	8376
Dark Beige	8323
Dark Gray	8850
Light Beige	8322
Light Gray	8861
Pecan	8334
Steel	8867
Taupe	8302
White	8100

Decorative Tapes

1-1/8" Deco Tape	Attached To
Gray Cream Band 5007	Alabaster
Gray Gold Band 5006	Alabaster
1-1/4" Deco Tape	Attached To
Stonewash Cocoa 5003	Light Beige
Stonewash Espresso 5005	Chocolate
Stonewash Gray 5002	Alabaster
Stonewash Khaki 5001	Alabaster

1-1/2" Deco Tape	Attached To
Dublin 6200	Alabaster
Ivory Accent 0911	Alabaster
Knit Fit 4300	Alabaster
White Accent 0910	White

Solid and Decorative Tapes are not available with:

- LightsOut Routeless Feature
- Cordless Lift
- Cordless Lift & Lock™
- 1-3/8" Slats

PRODUCT SPECIFICATIONS

FEATURES	1-3/8"	2" Smooth	2" Coastal	2-3/8"
# of Colors	9	30	6	14
Headrail Size	1-1/2" x 2-1/4"	1-1/2" x 2-1/4"	1-1/2" x 2-1/4"	1-1/2" x 2-1/4"
Headrail Gauge	.024	.024	.024	.024
Bracket Style	Box	Box	Box	Box
Ladder Space Between Slats	30 mm	44 mm	44 mm	54 mm
Wand Tilt	Yes	Yes	Yes	Yes
Decorative Valance	Yes – 3"	Yes – 3"	Yes – 3"	Yes – 3"
Valance Return Lengths (standard for OB mounts)	3"	3"	3"	3-3/8"
Magnetic Valance Attachment System	Yes	Yes	Yes	Yes
Decorative Wood Tassel	Yes	Yes	Yes	Yes
Break-Away Stop Ball - not required with cordless lift - not required with cordless Lift & Lock™	Yes	Yes	Yes	Yes
Warranty (Tilt motor systems are warranted for 5 years)	Lifetime Limited	Lifetime Limited	Lifetime Limited	Lifetime Limited

OPTIONS AND UPGRADES	1-3/8"	2" Smooth	2" Coastal	2-3/8"
Cordless Lift - not available with tapes - not available with LightsOut Routeless feature	Yes	Yes	Yes	Yes
Cordless Lift & Lock™ - not available with tapes - not available with LightsOut Routeless feature	N/A	Yes	Yes	Yes
RemoteTilt System ^{1a} - not available with cordless Lift & Lock™	Yes	Yes	Yes	Yes
Cordless Lift System PLUS RemoteTilt System	Yes	Yes	Yes	Yes
LightsOut Routeless Slats ² - not available with tapes - not available with cordless lift - not available with cordless Lift & Lock™	Yes	Yes	Yes	Yes
2 or 3 On 1 Headrail ³ - 3 on 1 headrail not available with cordless Lift & Lock™	Yes	Yes	Yes	Yes
Tapes ⁴ - not available with cordless lift - not available with cordless Lift & Lock™ - not available with LightsOut Routeless feature	N/A	Yes	Yes	Yes
Tape Valance – Decorative Valance Only	Yes	Yes	Yes	Yes
Crescent Valance	Yes	Yes	Yes	Yes
Modern Valance	Yes	Yes	Yes	Yes
Forte Valance	Yes	Yes	Yes	Yes
Keystone Valance	Yes	Yes	Yes	Yes

CONTROL/MOUNTING OPTIONS	1-3/8"	2" Smooth	2" Coastal	2-3/8"
Cord Tilt	Yes	Yes	Yes	Yes
Control Positions	LR, RL or Grouped	LR, RL or Grouped	LR, RL or Grouped	LR, RL or Grouped
Tilt Control Position – Cordless Lift	L (only)	L (only)	L (only)	L (only)
Tilt Control Position – Cordless Lift & Lock™	N/A	L or R	L or R	L or R
Lift Control Position – RemoteTilt (Motor will be on opposite side)	L or R	L or R	L or R	L or R
Tile Cut-out(s) - not available with cordless Lift & Lock™	Yes	Yes	Yes	Yes
Spacer Blocks ⁵ (3/8" and 3/4" Depths)	Yes	Yes	Yes	3/8" Standard
Extension Brackets (Short & Long)	Yes	Yes	Yes	Yes
Hold-down Brackets - not available with 2-3/8" cordless Lift & Lock™	Yes	Yes	Yes	Yes

FOOTNOTES
1a RemoteTilt motorization system requires a hand-held REMOTE CONTROL unit. RemoteTilt requires both a remote and a power source. Please specify when ordering.
2 The LightsOut configuration may cause slight "puckering" of the lift cords on the front of the blind when the slats are tilted backwards (reverse tilt) due to the use of interlacing cords on the front (the back uses looped ladders). A gentle tug down on the lift cord tassel will eliminate any puckering. The slats on LightsOut routeless blinds feature notches in the slat instead of route holes. Regardless of blind size, there will notches in the front and rear of the slat on the far right and far left ladders only, approximately 6" in from the end of the slat.
3 There will be a 1/2" maximum light gap between multiple blinds on 1 headrail. 2 or 3 on 1 headrail not available with Cordless Lift or RemoteTilt upgrades.
4 Wood tone blinds will include Antique Brass Tape Clamps and White/Neutral tone blinds will include White Tape Clamps on the bottomrail.
5 On outside mount valances, the 1st set of ordered spacer blocks will automatically lengthen the default 3" valance return length by the depth of the spacer, either 3/8" or 3/4".

SIZE SPECIFICATIONS

SIZE SPECIFICATIONS	2" Standard	2" Cordless	2" Cordless Lift & Lock™	Motorization	
				2" RemoteTilt w/ Std Lift	2" RemoteTilt w / Cordless Lift
Minimum Width (Net)	8" 12" with Tapes	18" Tapes NA	10-1/2" Tapes NA	20" 22" with Tapes	20" Tapes N/A
Maximum Width (One blind)	102"	78"	96"	96"	78"
Minimum Height	12"	12"	12"	12"	12"
Maximum Height	126"	84"	84"	96"	84"
Max. AREA (SQ/FT)	50 sq/ft	45 sq/ft	45 sq/ft	50 sq/ft	45 sq/ft
Maximum Width 2 on 1 Headrail	120"	N/A	120"	N/A	N/A
Maximum Width 3 on 1 Headrail	120"		N/A	N/A	N/A
Maximum Continuous Valance Width (not spliced)	102"	102"	102"	102"	102"

SIZE SPECIFICATIONS	2-3/8" Standard	2-3/8" Cordless	2-3/8" Cordless Lift & Lock™	Motorization	
				2-3/8" RemoteTilt w/ Std Lift ¹	2-3/8" RemoteTilt w / Cordless Lift
Minimum Width (Net)	12" 12" with Tapes	18" Tapes N/A	10-1/2" Tapes N/A	20" 22" with Tapes	20" Tapes N/A
Maximum Width (One blind)	102"	78"	96"	96"	78"
Minimum Height	12"	12"	12"	12"	12"
Maximum Height	126"	84"	84"	96"	84"
Max. AREA (SQ/FT) - Blinds over 50 SQ/FT require 2 or 3 on 1 headrail	50 sq/ft	45 sq/ft	50 sq/ft	50 sq/ft	45 sq/ft
Maximum Width 2 on 1 Headrail	120"	N/A	120"	N/A	N/A
Maximum Width 3 on 1 Headrail	120"		N/A	N/A	N/A
Maximum continuous valance width (not spliced)	102"	102"	102"	102"	102"

SIZE SPECIFICATIONS	1-3/8" Standard	1-3/8" Cordless	1 3/8" Cordless Lift & Lock™**	Motorization	
				1 3/8" RemoteTilt w/ Std Lift	1 3/8" RemoteTilt w / Cordless Lift
Minimum Width (Net)	8"	18"		20"	20"
Maximum Width (One blind)	102"	78"		96"	78"
Minimum Height	12"	12"		12"	12"
Maximum Height	126"	84"		96"	84"
Max. AREA (SQ/FT) - Blinds over 50 SQ/FT require 2 or 3 on 1 headrail (where available)	50 sq/ft	45 sq/ft		50 sq/ft	45 sq/ft
Maximum Width 2 on 1 Headrail	120"	N/A		N/A	N/A
Maximum Width 3 on 1 Headrail	120"			N/A	N/A
Maximum continuous valance width (not spliced)	102"	102"		102"	102"

**1-3/8" Wood Blinds are not available with Cordless Lift & Lock or Tapes

FINISHED DIMENSIONS

Adjustments are taken from ordered dimensions and may vary slightly.

Inside (IB) Mount	
Headrail width ¹	- 3/4"
Blind width	- 1/2"
Blind height	ordered height
Valance	- 1/8"
Outside (OB) Mount	
Headrail width ¹	- 1/4"
Blind width	ordered width
Blind height	ordered height
Valance (measured from inside corners)	+ 1"
2 on 1 and 3 on 1 Headrail	
Gap between panels	- 1/2"

MOUNTING REQUIREMENTS

Use a metal tape measure for all measurements.

Inside (IB) Mount	
Minimum mounting depth:	1-1/8"
Minimum mounting depth, flush mount - 1-3/8", 2":	3-1/2"
Minimum mounting depth, flush mount - 2-3/8":	3-3/4"
Outside (OB) Mount	
Minimum flat vertical surface	1-3/4"

FOOTNOTE

1 The headrail width has a 1/4" deduction on outside mounts and 3/4" deduction on inside mounts to accommodate the installation brackets.

CONTROL CHARTS / COMPONENTS – STANDARD RECTANGULAR

TILT WAND (STANDARD)

- Wood tilt wands are **color coordinated** with slats
- Chart shows standard lengths.
- Tilt Length Override – specify length when ordering

Wand Length	Blind Height
12"	12" to 24"
20"	24 1/8" to 36"
24"	36 1/8" to 48"
36"	48 1/8" to 72"
48"	72 1/8" to 126"

Wood Wands up to 48" long. Clear plastic in 60", 70", 78", 90" or 120".
Wand length optional. Specify optional lengths when ordering.

TILT CORD (OPTIONAL)

- Cords are **color-coordinated** with slats
- Standard tilt cord lengths are 40% of the blind height as required by child safety standards. Customized lengths are available upon request.
 - For 2" blinds, minimum cord length is 6". For blinds under 15" in height, a cord length override to at least 6" must be requested.
 - For 2-3/8" blinds, minimum cord length is 10". For blinds under 24-3/4" in height, a cord length override to at least 10" must be requested.
- **For motorized tilt blinds the tilt function is controlled by remote unit**

CONTROL POSITIONS:	Min. Width (NET)
Tilt Cord center and no Lift Cord*	Under 12"
Tilt Cord left / Lift Cord right (standard)	12"
Lift Cord left / Tilt Cord right	12"
Tilt & Lift Cords grouped left	18-1/8"
Tilt & Lift Cords grouped right	18-1/8"

* Available on 1-3/8" and 2" blinds only

Lift Cord Control – Standard lift cord length is 40% of the blind height as required by child safety standards. Customized lengths are available upon request.

LADDER / TAPE PLACEMENT CHARTS

The following charts show the number of ladders and routes based on the NET width of the blind.

1-3/8" and 2" WOOD		
Blind Width	# of Ladders	# of Routes
8" - 36"	2	2
36 1/8" - 56 1/4"	3	2
56 3/8" - 78 1/4"	4	4
78 3/8" - 100 1/4"	5	4
100 3/8" - 102"	6	4

2-3/8" WOOD		
Blind Width	# of Ladders	# of Routes
8" - 36"	2	2
36 1/8" - 52"	3	2
52 1/8" - 72"	4	4
72 1/8" - 92"	5	4
92 1/8" - 102"	6	4

**Routes are positioned approximately 2" from the end of the slat for blinds less than 12" wide, 3-3/4" from the end of the slat for blinds less than 18" wide, and 6 1/4" from the end of the slat for all others. Blinds with motorization have routes 6-5/8" from end of slat.

STACK-UP CHART (APPROXIMATE)

- $Headrail + Bottomrail = 2-1/2"$

The following charts show the stacking height of the slats when the blind is fully raised. **Add in HR+BR for total.**

1-3/8" WOOD	
+ 2 1/2"	
Blind Height	Stack Height
48"	5 3/4"
60"	7 3/8"
72"	8 3/4"
84"	10 1/4"
96"	11 3/4"

PLUS 2-1/2"

2" WOOD	
+ 2 1/2"	
Blind Height	Stack Height
48"	4"
60"	5"
72"	6"
84"	7"
96"	8"

PLUS 2-1/2"

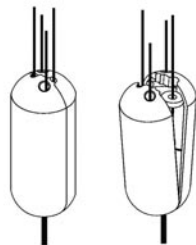
2-3/8" WOOD	
+ 2 1/2"	
Blind Height	Stack Height
48"	3 1/8"
60"	3 7/8"
72"	4 5/8"
84"	5 3/8"
96"	6 1/4"

PLUS 2-1/2"

BREAK-AWAY STOP BALL

- Stop balls are standard for ALL lift cords.

The stop ball separates under pressure. It easily snaps together again.



BOTTOMRAIL

- **Trapezoid** bottomrails are standard on wood blinds

The "trapezoid" bottomrail provides a contoured, modern look along with improved blind operation (slat tilting & rotating). It also accommodates a smaller flat 1" tape clamp when solid or decorative tapes are ordered.



NOTE: Wood tone blinds will include Antique Brass Tape Clamps and White/Neutral tone blinds will include White Tape Clamps on the bottomrail.

CONTROL CHARTS – CORDLESS

CONTROLS

- Tilt cords are **color coordinated** with slats
- Standard tilt cord lengths are 40% of the blind height as required by child safety standards. Customized lengths are available upon request.
 - For 2" blinds, minimum cord length is 6". For blinds under 15" in height, a cord length override to at least 6" must be requested.
 - For 2-3/8" blinds, minimum cord length is 10". For blinds under 24-3/4" in height, a cord length override to at least 10" must be requested.
- **LIFT** function is controlled from the bottom rail

TILT CONTROL POSITIONS - LEFT ONLY

Tilt Wand (Standard), Tilt Cords (Optional) or RemoteTilt (Optional)

Min. Width
18"
20" with Motorized Tilt

LADDER PLACEMENT CHARTS

The following charts show the number of ladders and routes based on the NET width of the blind.

1-3/8" and 2" WOOD		
Blind Width	# of Ladders	# of Routes
18" - 38-1/8"	2	2
38-1/4" - 60-1/8"	3	2
60-1/4" - 78"	4	4

2-3/8" WOOD		
Blind Width	# of Ladders	# of Routes
18" - 36"	2	2
36-1/8" - 60-1/8"	3	2
60-1/4" - 78"	4	4

**Routes are positioned approximately 6 1/4" from the end of the slat for blinds less than 38 1/4" wide, and 8 1/4" from the end of the slat for all others, and 6-5/8" for blinds with motorization

STACK-UP CHART (APPROXIMATE)

The following charts show the stacking height of the slats when the blind is fully raised. **Add in HR+BR for total.**

- $Headrail + Bottomrail = 2-1/2"$

1-3/8" WOOD	
Blind Height	Stack Height
48"	5 3/4"
60"	7 3/8"
72"	8 3/4"
84"	10 1/4"

2" WOOD	
Blind Height	Stack Height
48"	4"
60"	5"
72"	6"
84"	7"

2-3/8" WOOD	
Blind Height	Stack Height
48"	3 1/8"
60"	3 7/8"
72"	4 5/8"
84"	5 3/8"

PLUS	2-1/2"
------	--------

PLUS	2-1/2"
------	--------

PLUS	2-1/2"
------	--------

CONTROL CHARTS – REMOTETILT™ MOTOR SYSTEM

CONTROLS

- Lift cords are **color coordinated** with slats
- Standard lift cord lengths are 40% of the blind height as required by child safety standards. Customized lengths are available upon request.
- TILT** function is motor controlled from remote unit

LIFT CONTROL POSITIONS:

Lift Cord **right** (standard) or **left**

Motor position will be on the opposite side of Lift Cord

Min. Width
20"
22" w/ Tapes

Note: Not available with Cordless Lift & Lock

LADDER PLACEMENT CHARTS

The following charts show the number of ladders and routes based on the NET width of the blind.

1-3/8" and 2" WOOD		
Blind Width	# of Ladders	# of Routes
20" - 36"	2	2
36 1/8" - 56 1/4"	3	2
56 3/8" - 78 1/4"	4	4
78 3/8" - 96"	5	4

2-3/8" WOOD		
Blind Width	# of Ladders	# of Routes
20" - 36"	2	2
36 1/8" - 52"	3	2
52 1/8" - 72"	4	4
72 1/8" - 92"	5	4
92 1/8" - 96"	4	4

**Routes approximately 6-5/8" from the end of the slat

STACK-UP CHART (APPROXIMATE)

The following charts show the stacking height of the slats when the blind is fully raised. **Add in HR+BR for total.**

- Headrail+Bottomrail = 2-1/2"

1-3/8" WOOD	
Blind Height	Stack Height
48"	5 3/4"
60"	7 3/8"
72"	8 3/4"
84"	10 1/4"
96"	11 3/4"

2" WOOD	
Blind Height	Stack Height
48"	4"
60"	5"
72"	6"
84"	7"
96"	8"

2-3/8" WOOD	
Blind Height	Stack Height
48"	3 1/8"
60"	3 7/8"
72"	4 5/8"
84"	5 3/8"
96"	6 1/4"

PLUS	2-1/2"
-------------	---------------

PLUS	2-1/2"
-------------	---------------

PLUS	2-1/2"
-------------	---------------

CONTROL CHARTS – CORDLESS LIFT & LOCK SYSTEM

TILT WAND (STANDARD)

- Tilt wands are **color-coordinated** with slats
- Chart shows standard lengths.
- Tilt Length Override – specify length when ordering

2" & 2-3/8" WOOD	
Wand Length	Blind Height
12"	12" to 24"
20"	24 1/8" to 36"
24"	36 1/8" to 48"
36"	48 1/8" to 72"
48"	72 1/8" to 84"



Wood Wands up to 48" long. Clear plastic in 60", 70", 78", 90" or 120".
Wand length optional. Specify optional lengths when ordering.

TILT CORD (OPTIONAL)

- Cords are **color-coordinated** with slats
- Standard tilt cord lengths are 40% of the blind height as required by child safety standards. Customized lengths are available upon request.
 - For 2" blinds, minimum cord length is 6". For blinds under 15" in height, a cord length override to at least 6" must be requested.
 - For 2-3/8" blinds, minimum cord length is 10". For blinds under 24-3/4" in height, a cord length override to at least 10" must be requested.
- For cordless **Lift & Lock** the **lift** function is controlled by the bottomrail

CONTROL POSITIONS:

Tilt Cord **center ONLY**

Tilt **Left or Right ONLY**

Min. Width (NET)

10-1/2" to 12-3/8"

12-1/2" and more

LADDER PLACEMENT CHART

The chart shows the number of ladders and routes based on the NET width of the blind.

2" & 2-3/8" WOOD		
Blind Width	# of Ladders	# of Routes
10-1/2" - 36"	2	2
36-1/8" - 56"	3	2
56-1/8" - 78"	4	4
78 1/8" - 96"	5	4

**Routes are positioned approximately 2 1/2" from the end of the slat for blinds less than 12 1/2" wide, 3" from the end of the slat for blinds less than 19 3/4" wide, and 6" from the end of the slat for all others.

STACK-UP CHART (APPROXIMATE)

- Headrail+Bottomrail = 2-1/2"

The charts show the stacking height of the slats when the blind is fully raised. **Add in HR+BR for total.**

2" WOOD	
Blind Height	Stack Height
48"	4"
60"	5"
72"	6"
84"	7"

2-3/8" WOOD	
Blind Height	Stack Height
48"	3 1/8"
60"	3 7/8"
72"	4 5/8"
84"	5 3/8"

PLUS 2-1/2"


PLUS 2-1/2"

BOTTOMRAIL – CORDLESS LIFT & LOCK™

- A **2" deep by 1" tall aluminum bottomrail** is standard

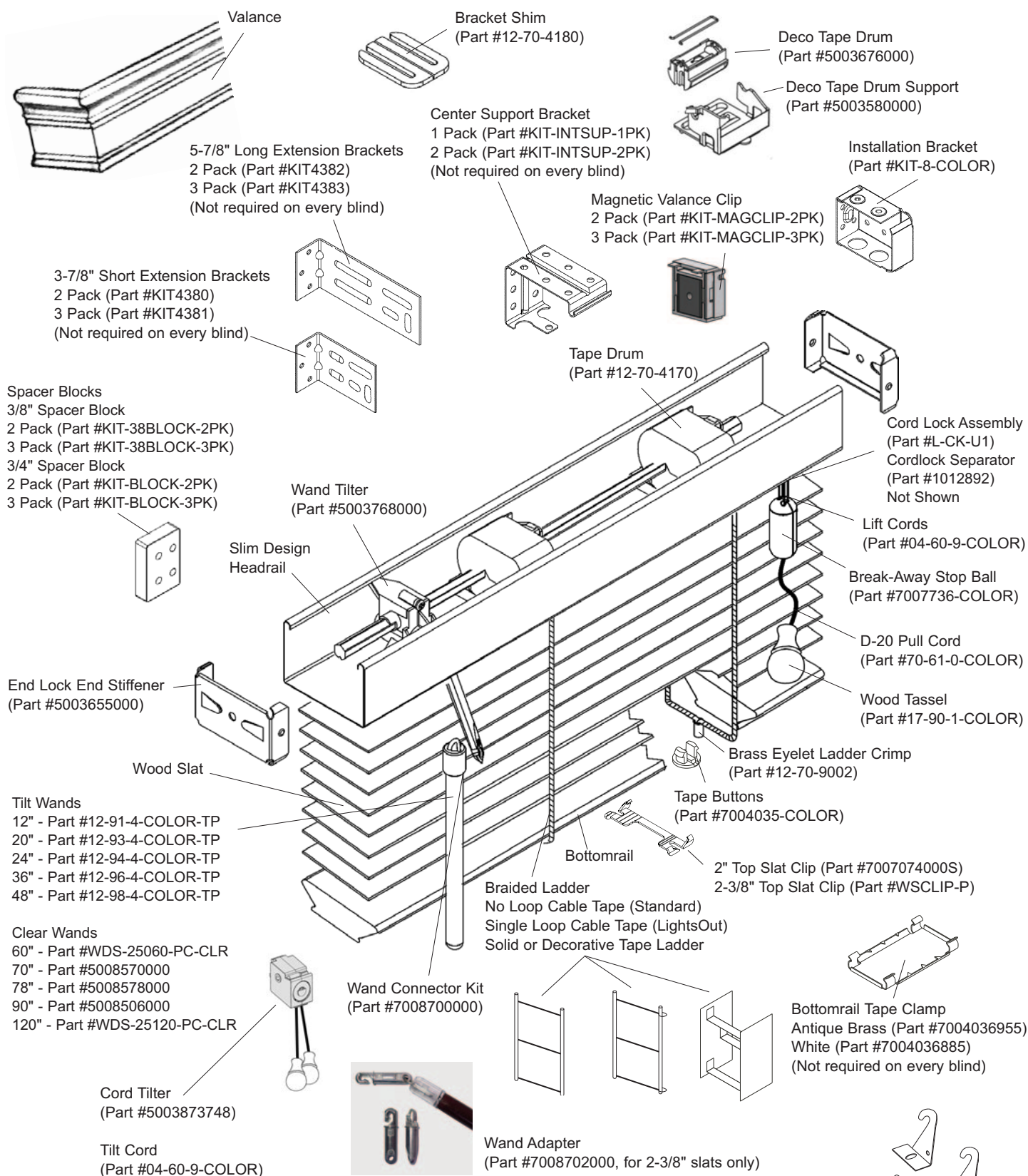
The aluminum bottomrail comes in one of the available colors pre-selected to best complement the color of the slat. A list of the coordinating bottomrail colors can be found on page 10. Please refer Cordless Lift & Lock Bottomrail Colors sheet to see an example of the bottomrail color.

Aluminum Bottomrail



NOTE: Bottomrail colors are pre-selected. Hardware color override is not available.

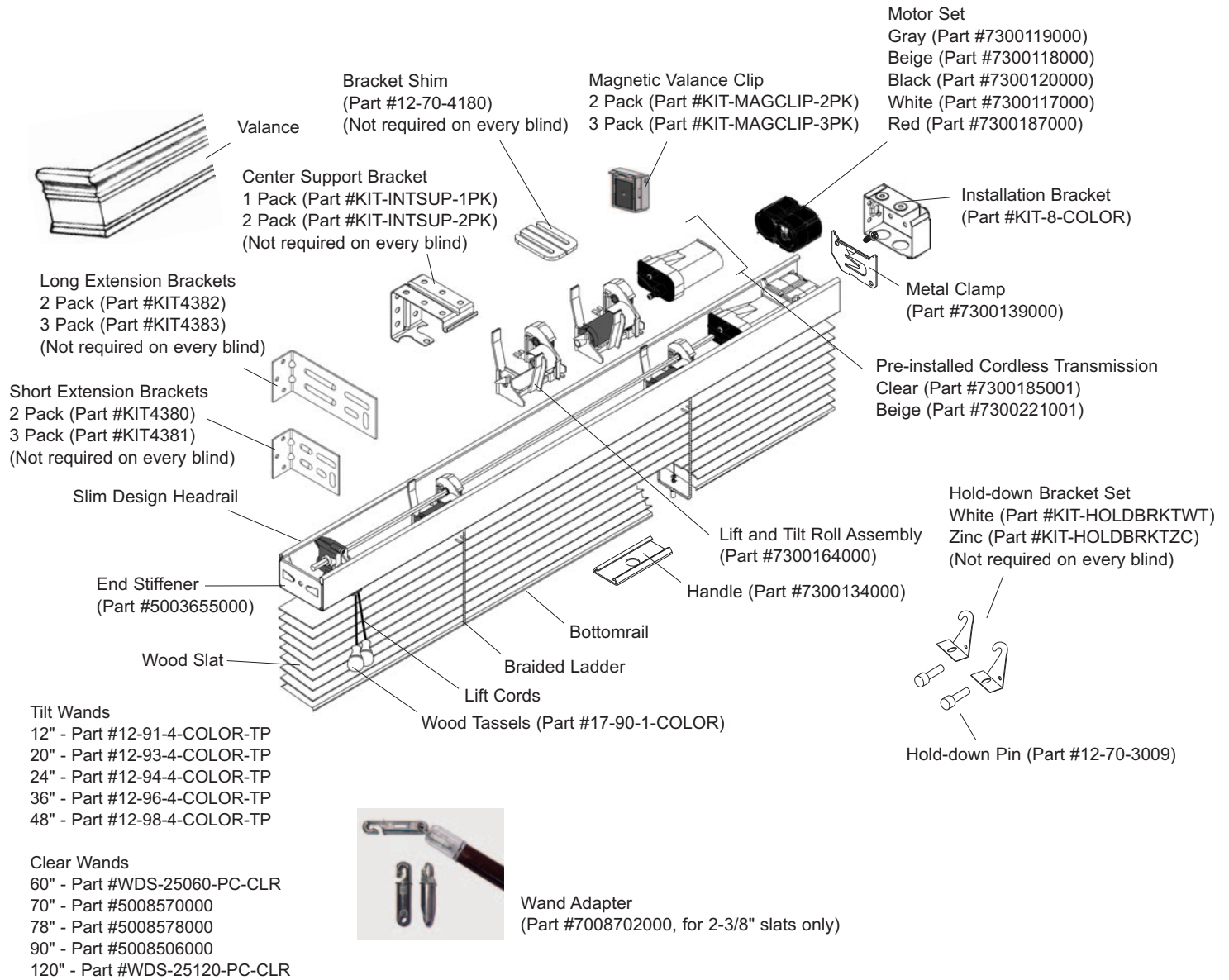
PRODUCT COMPONENTS – STANDARD RECTANGULAR



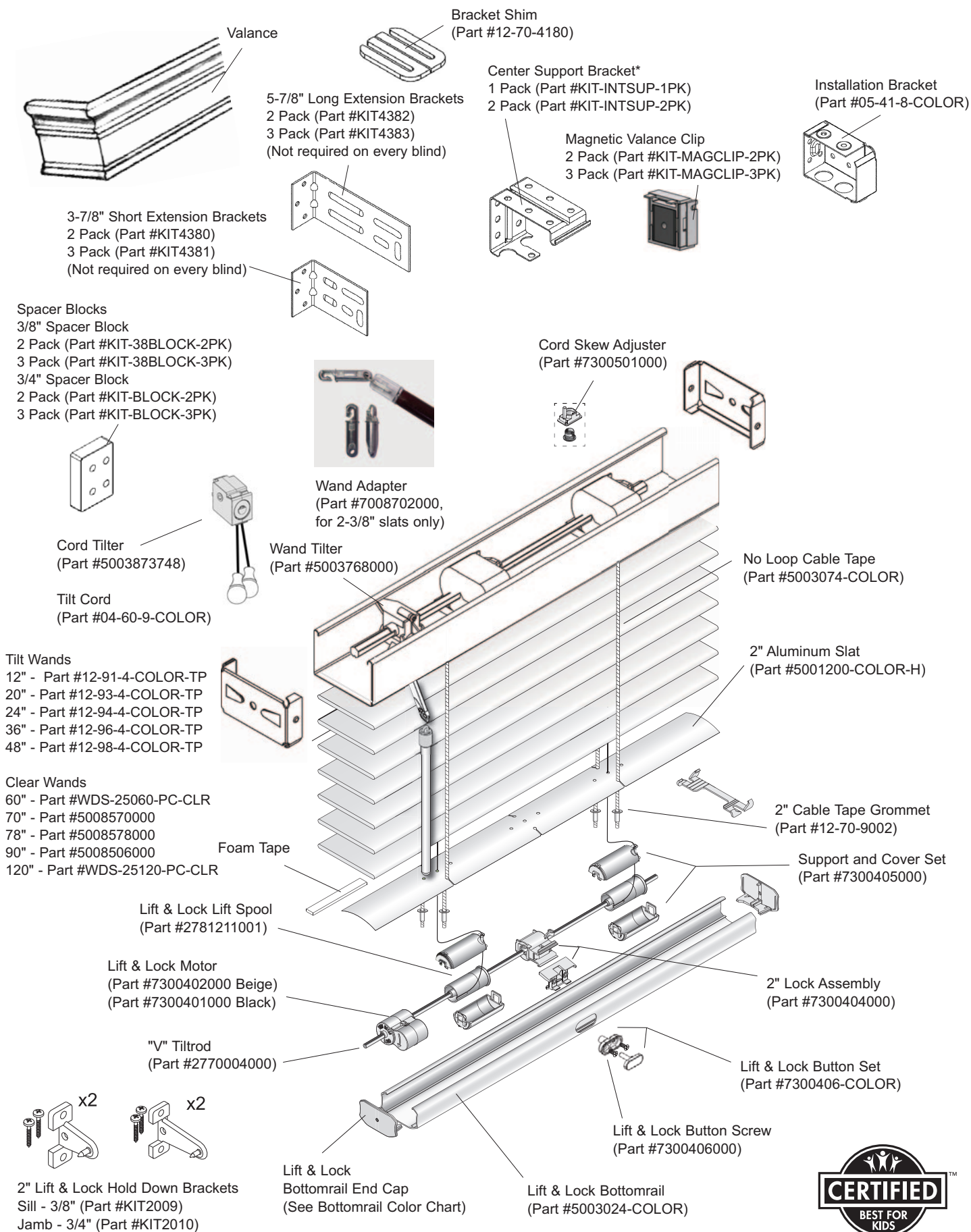
NOTE: Order the tilter and cord at the same time so they come pre loaded.

***NOTE:** 1 Center Support Bracket required for blind sizes 48-1/8" to 60" and 2 brackets required for blind sizes 60-1/8" and over.

CONTROL CHARTS – CORDLESS LIFT SYSTEM



PRODUCT COMPONENTS – CORDLESS LIFT & LOCK™ SYSTEM



*when ordered with wand tilt

REMOTETILT™ MOTORIZATION: OVERVIEW

With RemoteTilt motorized blinds, a better quality of life and have more time to enjoy life's daily pleasures. At the touch of a button, window coverings can be instantly adjusted to changing activities or the varying sun conditions.



An ideal solution is to manage glare with a RemoteTilt hand-held remote control. At the simple touch of a button, blinds will tilt open or closed to adjust to the changing sunlight in a room.



RemoteTilt motorized blinds provide ultra-quiet operation. This RF system can operate blinds from virtually anywhere in the house without direct line of sight. Similar to how a garage door opener operates, radio signals travel through walls and make it possible to control multiple coverings throughout the home alone or as a group. It is also available in a 5-channel version. The multi-channel RF system allows for independent control of individual blinds and/or group control.

The RemoteTilt motorization system provide many benefits, such as improving energy efficiency, providing easily controllable privacy and also enhancing home security.



The RemoteTilt RF timer allows users to program specific times of the day to automatically adjust blinds in different areas of the house, protecting interiors from the fading effects of direct sunlight. This feature provides added security to an unoccupied home by creating a lived in look even while homeowners are away on vacation.



The battery powered RemoteTilt RF wireless wall switch allows blinds to be controlled when entering or exiting a room, just like the lights. The switch may be seamlessly installed without wiring next to any light switch or stand alone, and is never misplaced. This one touch privacy helps create the ideal environment whether preparing for a bath, relaxing in bed or enjoying time with the family at home.

Alta RemoteTilt motorized blinds are powered by Somfy, an industry leader in automated window coverings. All motorized products are backed by a 5 year warranty.



RADIO FREQUENCY REMOTETILT™ MOTORIZATION: FEATURES & OPTIONS














RADIO FREQUENCY (RF) REMOTETILT FEATURES:

- Highest quality patent protected design by Somfy
- Advanced motor with quiet operation
- Motor is fully enclosed within the headrail
- RemoteTilt blinds install with standard installation hardware
- RF motor is programmable with 1-channel and 5-channel versions

Note: The power source must be selected when ordering. The options are: reloadable and non-reloadable single or dual battery wand, and the plug-in transformer.



 <p>Radio Frequency (RF) RemoteTilt Motor Motor (Part #1002822) Headrail Adapter (Part #9014528) Tilt Hex Rod Adapter – Standard (Part #9014535) Tilt D Rod Adapter – Cordless Lift (Part #9014536)</p>	<ul style="list-style-type: none"> • Fully concealed motor unit • Flexible and programmable operation • 12 Volt System
 <p>Radio Frequency (RF) Remote Control (must order separately) Color: 2 tone white and gray 2 Types: programmable 1-channel and programmable 5-channel (1-Channel: Part #RC445069) (5-Channel: Part #RC445079)</p>	<ul style="list-style-type: none"> • Controls tilting operation • Programmable features • Easy blind tilting up to 90 feet away • 5-channel remote allows for multiple and independent blind operation
 <p>Single Battery Wand (reloadable) and Installation Clips Wand (Part #RC445268) Clips (Part #9013263) 8 AA Lithium Batteries (not shown) (Part #9014834)</p>	<ul style="list-style-type: none"> • On initial blind orders, the reloadable wand comes with 8 AA lithium batteries • Comes with wall mounting installation clips • For parts ordering the reloadable wand INCLUDING 8 AA lithium batteries, order both part #s • Replacement 8 AA lithium batteries may also be ordered separately
 <p>Optional, Dual Battery Wand (reloadable) and Installation Clips (Clips: Part #9013263) (Wand: Part #RC445268) x2 (Y-Harness: Part #9018625) (Y-Harness Ext. Cable: Part #9016374)</p>	<ul style="list-style-type: none"> • On initial shade orders, the reloadable wands come with 16 AA lithium batteries • Combines Single Battery Wands for extended life • Comes with wall mounting installation clips
 <p>Transformer 10' Cable (Part #1822445)</p>	<ul style="list-style-type: none"> • Plug-in operation, no batteries required • Works in standard wall outlet (10' wire length)
 <p>Battery Wand Extension Cables Color: White (10" Cable: Part #9013282) (48" Cable: Part #9013279) (96" Cable: Part #9018624)</p>	<ul style="list-style-type: none"> • Available in 10", 48" and 96" • Allows battery wand installation away from headrail
 <p>Wireless Wall Switch Color: white 2 Types: programmable 1-channel and 5-channel (1 Channel: Part #RC445135) (5 Channel: Part #RC445136)</p>	<ul style="list-style-type: none"> • Control wireless operation from the wall up to 90 feet away • Works like turning a light on/off
 <p>Programmable Timer (RF) 1 Type: programmable 1-channel (Part #1805237A)</p>	<ul style="list-style-type: none"> • Program operation based on pre-set times • Excellent home security feature
<p>WireFree™ Solar Pack Kit – Batteries NOT included (Part #9019034)</p> <p>Photovoltaic Panel </p> <p>48" Extension Cable for Y Harness (Part #9016736)</p> <p>Batteries (Part #9018621) </p> <p>Accessories Plug-in AC battery (Part #9018620) rapid charger (required for charging battery prior to installation) </p>	<ul style="list-style-type: none"> • Uses sunlight to power a motorized shade. • Easy to install. Low profile, easy to conceal. • Solar Recharge Kit (batteries NOT included if ordered as a stand alone kit) (Part #9019034) – Includes solar panel, 10" Y harness, 12v reloadable battery tube, tube mounting clips, glass mount adhesive tape, solar panel mounting brackets – 4 qty.) • NiMh Rechargeable Batteries (quantity of 10) (Part #9018621) • Plug-in AC Battery Rapid Charger (for solar recharge kit only) (includes 12" cable) (Part #9018620) • 48" Extension Cable for Y Harness (Part #9016736)