

# HIGHLAND PARK

ROMAN SHADES & DRAPERY



Pricing Guide  
August 2023  
V 1.2.3

Measuring for Roman Shades .....	3
Measuring for Drapery .....	5
Material Collection .....	11

## Roman Shades

Roman Shade Styles & Options.....	15
Manual Control Options.....	17
Roman Shade Motorized Control.....	18
Roman Shade Specifications .....	20
Roman Shade Lining Specifications.....	21
Roman Shade Pricing and Options .....	22-24
Roman Shade Lining - Pricing .....	25
Motorization Pricing .....	26

## Drapery

Drapery.....	28
Drapery Specifications.....	30-34
Drapery Lining Options .....	36
Drapery Pricing.....	37-40
Drapery Lining Pricing .....	41-42
Care and Use .....	43
Terms and Conditions.....	44
Warranty .....	45

# Measuring for your shade

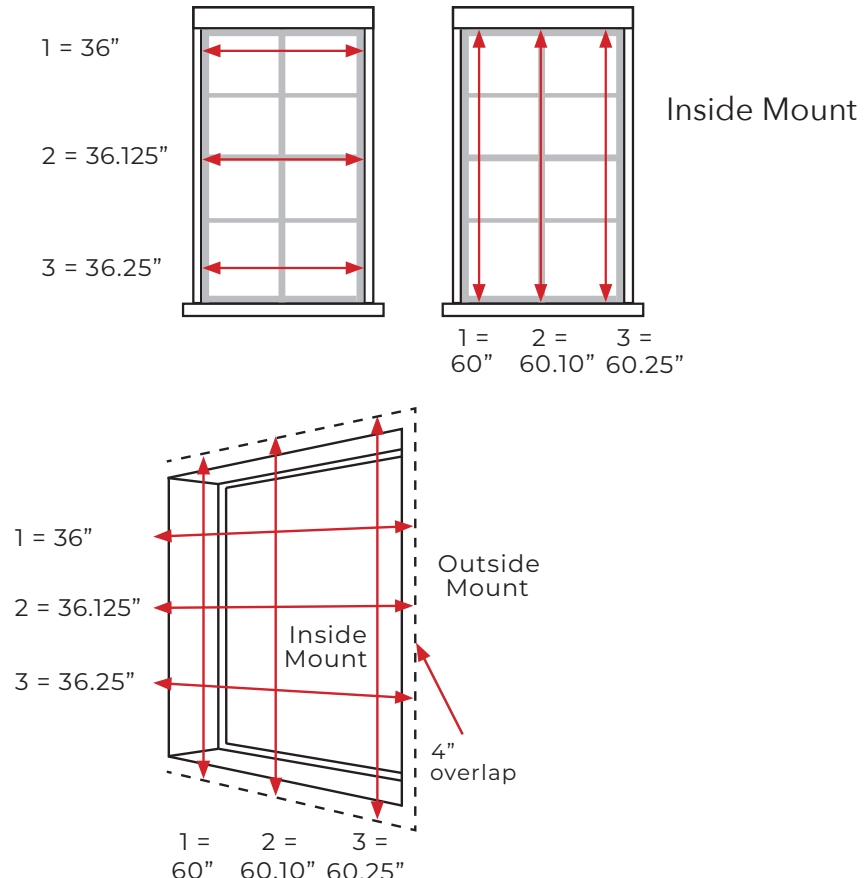
## INSIDE MOUNT

Measure at the 6 positions shown (3 horizontal, 3 vertical) and record the smallest dimension as the 'Recess Size'. (e.g. in PIC 1 your width measurement will be 36" and your length measurement is 60"). Provide the width measurement first. **Note: A 1/2" deduction will be taken. DO NOT order with deduction.**

## OUTSIDE MOUNT

Decide where the shade will be fitted outside of the window opening. Check for any obstructions such as a window sill or window handle. Start with the width and measure the area you want the shade to cover, we recommend an overlap of at least 4" on each side.

For the length measure at least 4" above and below the window (if space allows). Record both measurements and order an **Exact fitting** and we make the shade to fit the window area. (e.g. in PIC 2 width measurement will be 36" and length measurement will be 60").



# Measuring for your shade - Bay Windows

## ANGLED BAY WINDOWS

The trick to measuring angled bays is to make a template.  
Follow our step-by-step guide:

**Step 1.** Find the head rail depth of your chosen shade in the chart provided (please refer to the previous page "measuring your shades - Square Bay Windows").

**Step 2.** Place two pieces of paper together. Using the head rail depth as your measurement, mark each piece of paper with a line in the same position.

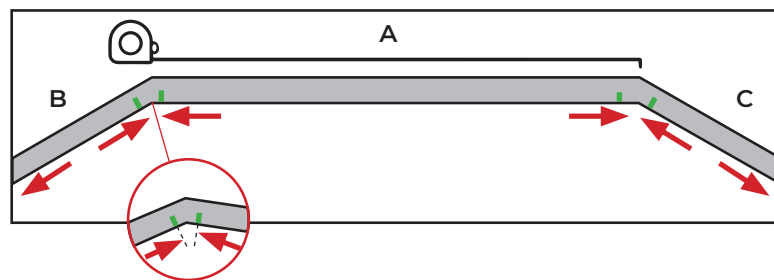
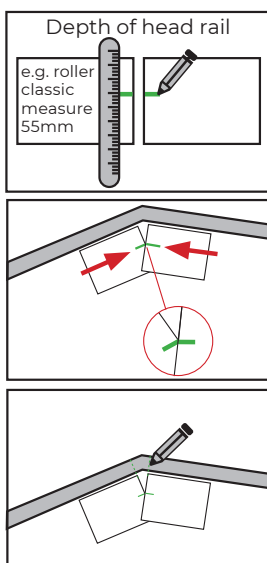
**Step 3.** Position your pieces of paper on the window sill and ensure both the line marks meet up as shown.

**Step 4.** Using a pencil, mark the window sill where the edge of the paper meets the sill.

**Step 5.** Do this for both corners of the bay.

**Step 6.** Measure between each section as shown below. This will determine the width of each shade needed. All shades should be ordered as exact. (A, B & C measurements)

**Step 7.** For the length measure from where you want the top of the shade to be down to the sill or floor.



### TIP!

For both the width and length measurements, measure in three places for each window. For the width, measure top, middle and bottom and for the length measure left, middle and right. Your window might not be even, so always give us the smallest measurement.



# Measuring for your width

## DRAPERY TRACK

Measure from end to end and record this as your width, as shown in PIC 1.

## DRAPERY TRACKS WITH AN OVERLAP

Measure the width track (PIC 2) and add the track overlap dimension to the overall track measurement to give a final measurement. (e.g.  $40'' + 4'' + 4'' = 48''$ ).

### About Overlaps & Returns:

- First measure the bracket to bracket width of your window.
- Add overlap on Pleated Panels (NO OVERLAP ON GROMMETS):
  - 4" - two-way draw pair
  - 2" - one-way draw panel
  - 0" - stationary panels
- Choose none (0") or 3" or 6" for returns:
  - Two-way draw will be applied to outside edges
  - One-way draw will be applied to draw side
  - Stationary Panels will be applied to outside edges

EX: French Pleated Panels:

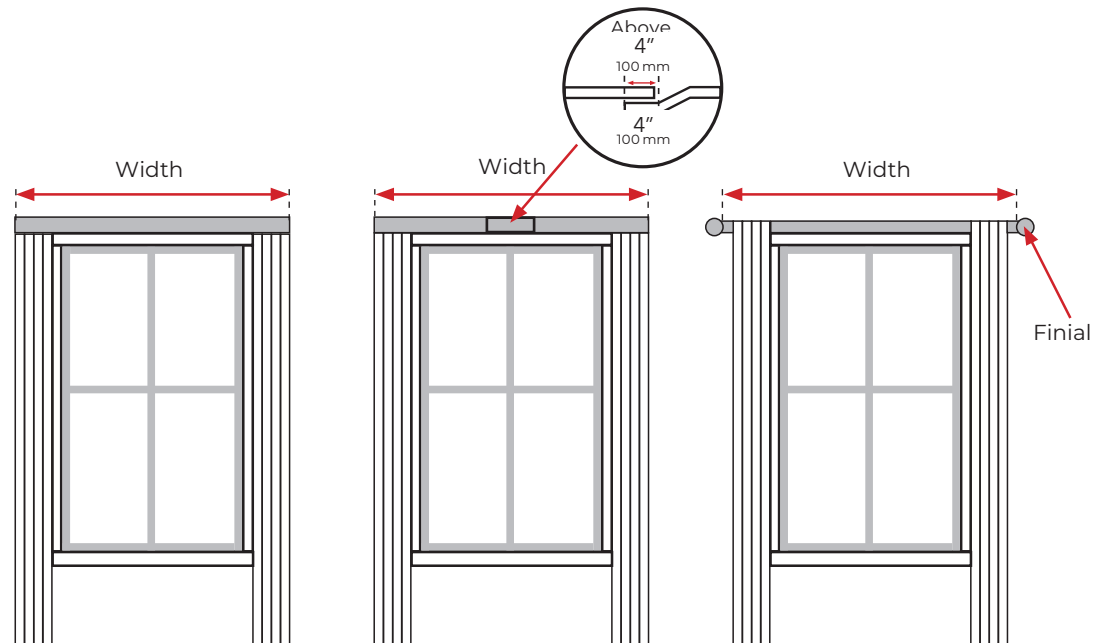
Window: 132"W bracket-to-bracket

- Enter your bracket to bracket measurement: 132"W
- If you have selected pair, this must include a 4" overlap
- Choose your returns: 6", for pair x 2 = 12"

Add these together:  $132 + 4 + 12 = 148''$  Total Finished Width  
(Total Finished Width determines price)

## DRAPERY POLES

Measure between the two finials and record this as your width measurement, as shown in PIC 3. (e.g.  $3 \frac{1}{3}''$ ).



Drapery Track

Drapery Track With  
Overlap

Drapery Poles

PIC 1

PIC 2

PIC 3

# Measuring for your height

## GROMMET HEADING DRAPES

Measure from the top side of the pole to the desired length and record as your length measurement. Measure in three places (left, middle and right) and record the shortest measurement. (e.g. PIC 1 your measurement will be 60").

Note: Eyelet drapes will fit poles up to 1-3/8" (1-1/2" grommets) or 1-7/8" (2" grommets) in diameter. The overall length will be made 1-1/8" longer to allow the drape to stand off the pole. There will always be an even number of grommets per drape.

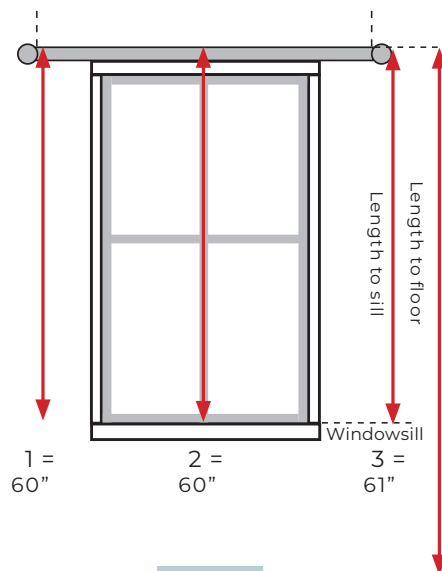
## FRENCH PLEAT HEADING DRAPES

First decide whether you want to cover the track/pole with the drapes, or if you want the drapes to sit under the track/pole (on the ring).

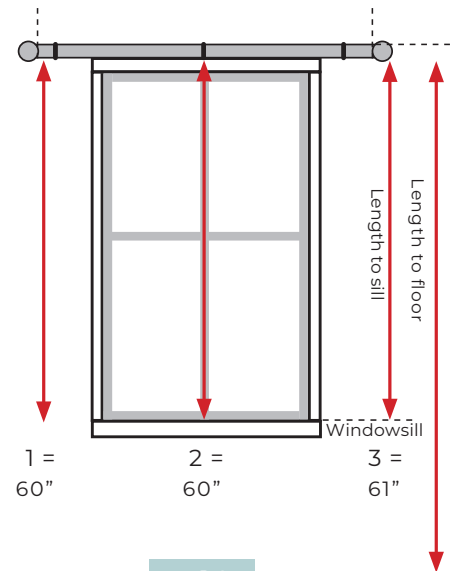
**Cover Track/Pole:** Measure from the top of the track/pole to where you want the drapes to finish. Measure in three places and provide the shortest measurement. (e.g. PIC 1 your measurement will be 60")

**Under Track:** Measure from the ring or hook down to where you want the drapes to finish. Measure in three places and provide the shortest measurement (e.g. PIC 2 your measurement will be 160")

**Ripple Fold:** A ripple fold header needs a special track to create the ripple fold effect. The track will be visible when fitted. Measure from where the top of the track will be fitted down to your desired drop. Measure in three places and provide the shortest measurement.



PIC 1



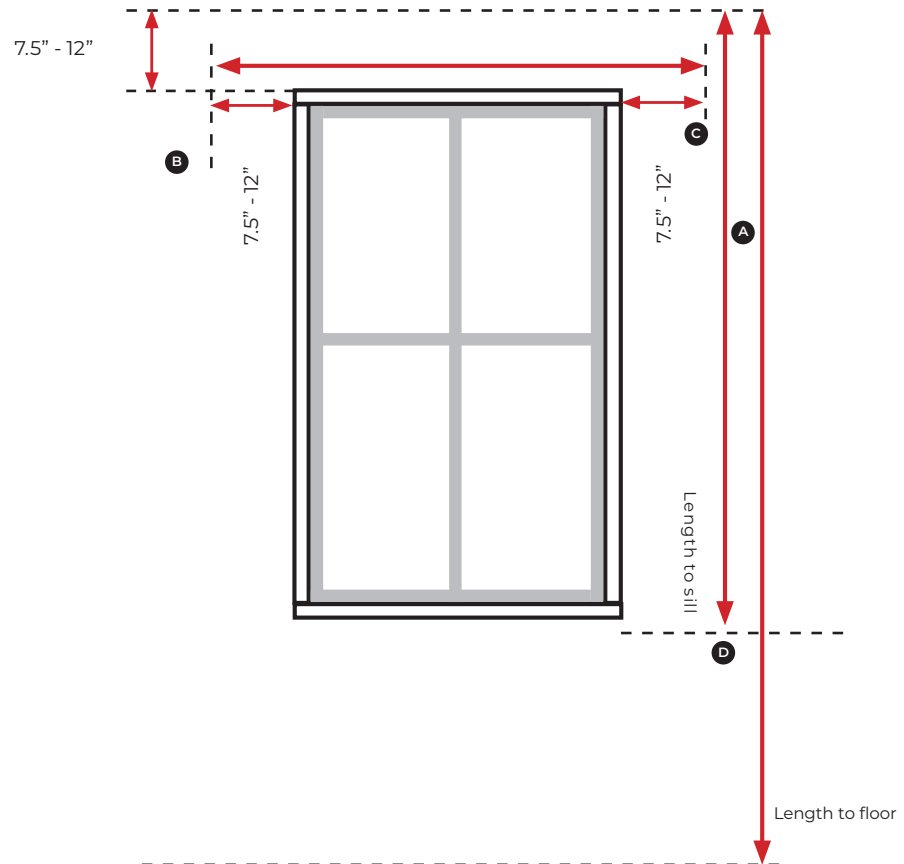
PIC 2

# Measuring for your pole or track

Always follow the measuring and fitting instructions provided with the pole or track.

If there is space around the window, we recommend an overlap of 8"-12" at each side and above the window (e.g. A, B, C measurements).

Note: We strongly advise you to measure and fit your track before measuring for drapes.



# Measuring for your bay window

## MEASURING THE WIDTH FOR A BAY WINDOW

### **Without a track or pole in position:**

If a pole or track needs to be fitted, follow the manufacturers recommendations on how to measure and fit. Each manufacturer will have slightly different instructions on measuring and fitting the track or pole.

Once the track or pole is fitted, or if you already have one in position, follow the instructions below:

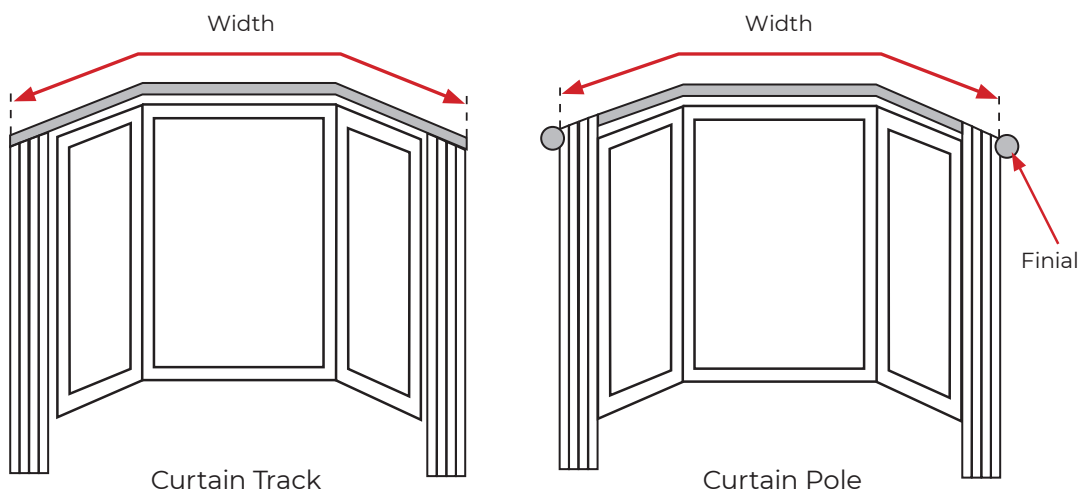
### DRAPERY TRACK

Measure from end to end (PIC 1) and record this as your width measurement

### DRAPERY POLE

Measure between the two finials (PIC 2) and record this as your width measurement

Note: Not all poles for bay windows are suitable to have eyelet heading draperies. This is due to the way the pole is fixed to the wall. Please check corners/joins to ensure grommets can be fed along the pole.



# Measuring for your bay window

## MEASURING LENGTH FOR GROMMET HEADING DRAPERIES

Measure from the top side of the pole to the desired length and record as your length measurement. Measure in three places (left, middle, and right window) and record the shortest measurement. (e.g. PIC 1 your measurement will be 60").

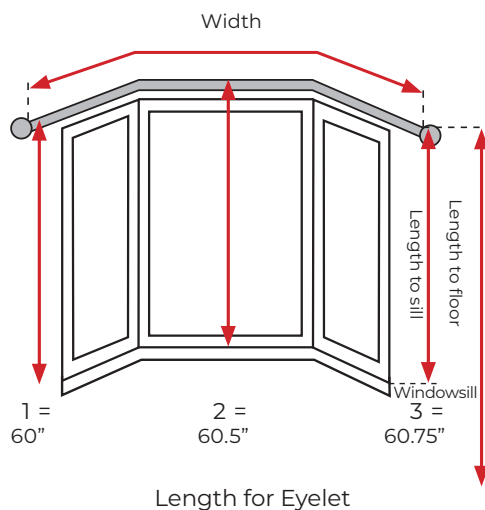
Note: Grommet draperys will fit poles up to 1-3/8" in diameter. The overall length will be made 1-1/8" longer to allow the drapery to stand off the pole. There will always be an even number of grommets per drapery.

## MEASURING LENGTH FOR PINCH PLEAT HEADING DRAPERIES

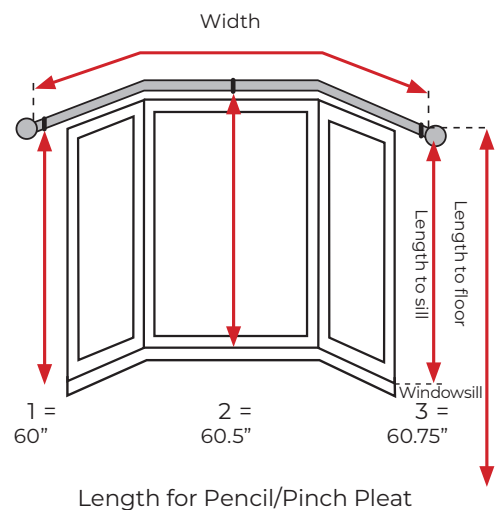
First decide whether you want to cover the track/pole with the drapery, or if you want the draperys to sit under the track/pole (on the ring).

**Cover Track/Pole:** Measure from the top of the track/pole to where you want the draperys to finish. Measure in three places and provide the shortest measurement. (e.g. PIC 1 your measurement will be 60").

**Under Track:** Measure from the ring or hook down to where you want the draperys to finish. Measure in three places and provide the smallest measurement (e.g. PIC 2 your measurement will be 60").



PIC 1



PIC 2



# General Tips

## GENERAL TIPS FOR MADE-TO-MEASURE DRAPERY

1. If you have ordered a pair, always clean them together and remove any hooks before cleaning.
2. To make your new drapery look their best, we recommend they are lightly steamed, taking care not to use excessive pressure or heat, to remove transport creases.
3. Some grommet drapery may have grommet impression marks on the fabric. If necessary, use a steamer or warm iron to remove them. Do not use excessive pressure or heat as this can distort the fabric.
4. Due to the packing methods on drapery, velvets and pile fabrics may have creasing and pressure marks which should disappear over a short time.
5. We pride ourselves on excellent quality. All drapery is inspected and photographed prior to packing and dispatching to ensure your order arrives perfectly.
6. **TEXTON does not take a deduction for length on drapery. Your dimensions must be hem to hem.**
7. All drapery can be professionally dry cleaned. Each drape will have a care label sewn into the side hem. Using the upholstery brush on a vacuum cleaner will help keep the draperys looking brighter and cleaner for longer.
8. All drapery are custom made to the dimensions provided at the time of ordering. Refunds and exchanges cannot be given on Made to Measure drapery that have been ordered incorrectly.

Note: This product may require additional dressing and steaming after installation.

Fabric Code	Fabric Name	Fabric Color	Price Group	Design Repeat	Fabric Width
RMN2311	Amalfi	Celadon	C	Solid Color	53"
RMN2312	Amalfi	Copper	C	Solid Color	53"
RMN2313	Amalfi	Fawn	C	Solid Color	53"
RMN2314	Amalfi	Haze	C	Solid Color	53"
RMN2315	Amalfi	Indigo	C	Solid Color	53"
RMN2316	Amalfi	Mercury	C	Solid Color	53"
RMN2317	Amalfi	Moss	C	Solid Color	53"
RMN2318	Amalfi	Spa	C	Solid Color	53"
RMN2319	Amalfi	Sunflower	C	Solid Color	53"
RMN2400	Amara	Frost	A	Solid Color	110"
RMN2401	Amara	Linen	A	Solid Color	110"
RMN2402	Amara	Hessian	A	Solid Color	110"
RMN2403	Amara	Ghost	A	Solid Color	110"
RMN2404	Amara	Ash	A	Solid Color	110"
RMN2405	Amara	Charcoal	A	Solid Color	110"
RMN2406	Amara	Blossom	A	Solid Color	110"
RMN2407	Amara	Apple	A	Solid Color	110"
RMN2408	Amara	Terracotta	A	Solid Color	110"
RMN2409	Amara	Ink	A	Solid Color	110"
RMN2410	Amara	Crimson	A	Solid Color	110"
RMN2411	Amara	Ebony	A	Solid Color	110"
RMN2200	Amelie	Bronze	E	1.19" X 1.78"	53"
RMN2201	Amelie	Champagne	E	1.19" X 1.78"	53"
RMN2202	Amelie	Praline	E	1.19" X 1.78"	53"
RMN2203	Amelie	Sapphire	E	1.19" X 1.78"	53"
RMN2204	Amelie	Silver	E	1.19" X 1.78"	53"
RMN2325	Arezzo	Blush	C	Solid Color	54"
RMN2326	Arezzo	Charcoal	C	Solid Color	54"
RMN2327	Arezzo	Clementine	C	Solid Color	54"
RMN2328	Arezzo	Cream	C	Solid Color	54"
RMN2329	Arezzo	Dove	C	Solid Color	54"
RMN2330	Arezzo	Fog	C	Solid Color	54"
RMN2331	Arezzo	Fudge	C	Solid Color	54"
RMN2332	Arezzo	Indigo	C	Solid Color	54"
RMN2333	Arezzo	Ivory	C	Solid Color	54"
RMN2334	Arezzo	Linen	C	Solid Color	54"
RMN2335	Arezzo	Noir	C	Solid Color	54"
RMN2336	Arezzo	Otter	C	Solid Color	54"

Fabric Code	Fabric Name	Fabric Color	Price Group	Design Repeat	Fabric Width
RMN2337	Arezzo	Powder Blue	C	Solid Color	54"
RMN2338	Arezzo	Putty	C	Solid Color	54"
RMN2339	Arezzo	Sage	C	Solid Color	54"
RMN2340	Arezzo	Shell	C	Solid Color	54"
RMN2341	Arezzo	Willow	C	Solid Color	54"
RMN2205	Aries	Champagne	D	4.53" X 12.6"	55"
RMN2206	Aries	Mist	D	4.53" X 12.6"	55"
RMN2207	Aries	Platinum	D	4.53" X 12.6"	55"
RMN2208	Astra	Champagne	D	4.53" X 10.44"	55"
RMN2209	Astra	Danube	D	4.53" X 10.44"	55"
RMN2003	Baltimore	Apple	B	9.45" X 10.44"	55"
RMN2002	Baltimore	Heather	B	9.45" X 10.44"	55"
RMN2004	Baltimore	Iron	B	9.45" X 10.44"	55"
RMN2005	Baltimore	Linen	B	9.45" X 10.44"	55"
RMN2006	Baltimore	Sage	B	9.45" X 10.44"	55"
RMN2007	Baltimore	Silver	B	9.45" X 10.44"	55"
RMN2008	Baltimore	Taupe	B	9.45" X 10.44"	55"
RMN2009	Baltimore	Wheat	B	9.45" X 10.44"	55"
RMN2210	Brockwell	Ink	C	9.26" X 14.97"	55"
RMN2211	Brockwell	Oyster	C	9.26" X 14.97"	55"
RMN2212	Brockwell	Sage	C	9.26" X 14.97"	55"
RMN2213	Brockwell	Vintage	C	9.26" X 14.97"	55"
RMN2214**	Carey	Graphite	D	2.96" X 2.37"	53"
RMN2215**	Carey	Latte	D	2.96" X 2.37"	53"
RMN2216**	Carey	Ivory	D	2.96" X 2.37"	53"
RMN2217**	Carey	Silver	D	2.96" X 2.37"	53"
RMN2218**	Carey	Pearl	D	2.96" X 2.37"	53"
RMN2219**	Carey	Champagne	D	2.96" X 2.37"	53"
RMN2320	Chrysler	Emerald	E	9.06" X 11.23"	55"
RMN2220	Chrysler	Graphite	E	9.06" X 11.23"	55"
RMN2221	Chrysler	Ochre	E	9.06" X 11.23"	55"
RMN2222	Chrysler	Sapphire	E	9.06" X 11.23"	55"
RMN2223	Cleo	Linen	C	8.86" X 7.88"	51"
RMN2224	Cleo	Olive	C	8.86" X 7.88"	51"
RMN2225	Cleo	Pewter	C	8.86" X 7.88"	51"
RMN2351	Comet	Charcoal	C	9.26" X 6.3"	55"
RMN2352	Comet	Coral	C	9.26" X 6.3"	55"
RMN2353	Comet	Fawn	C	9.26" X 6.3"	55"

Fabric Code	Fabric Name	Fabric Color	Price Group	Design Repeat	Fabric Width
RMN2354	Comet	Gold	C	9.26" X 6.3"	55"
RMN2355	Comet	Ink	C	9.26" X 6.3"	55"
RMN2356	Comet	Linen	C	9.26" X 6.3"	55"
RMN2357	Comet	Mole	C	9.26" X 6.3"	55"
RMN2358	Comet	Silver	C	9.26" X 6.3"	55"
RMN2359	Comet	Wheat	C	9.26" X 6.3"	55"
RMN2226	Cosmic	Copper	D	4.53" X 9.85"	55"
RMN2227	Cosmic	Ink	D	4.53" X 9.85"	55"
RMN2228	Cosmic	Platinum	D	4.53" X 9.85"	55"
RMN2229	Elixir	Bronze	E	1.19" X 1.58"	53"
RMN2230	Elixir	Oyster	E	1.19" X 1.58"	53"
RMN2231	Elixir	Sapphire	E	1.19" X 1.58"	53"
RMN2232	Elixir	Silver	E	1.19" X 1.58"	53"
RMN2233	Elixir	Stone	E	1.19" X 1.58"	53"
RMN2360	Glimmer	Charcoal	C	9.26" X 11.03"	53"
RMN2361	Glimmer	Shell	C	9.26" X 11.03"	53"
RMN2362	Glimmer	Silver	C	9.26" X 11.03"	53"
RMN2363	Glimmer	Spa	C	9.26" X 11.03"	53"
RMN2234	Greenwich	Sage	C	9.06" X 21.07"	54"
RMN2235	Greenwich	Slate	C	9.06" X 21.07"	54"
RMN2236	Greenwich	Vintage	C	9.06" X 21.07"	54"
RMN2237	Hampstead	Silver	E	18.31" X 18.12"	53"
RMN2238	Hampstead	Ocean	E	18.31" X 18.12"	53"
RMN2239	Hampstead	Oyster	E	18.31" X 18.12"	53"
RMN2240	Hampstead	Vintage	E	18.31" X 18.12"	53"
RMN2241	Hampstead	Zest	E	18.31" X 18.12"	53"
RMN2242	Haruka	Jade	B	27.17" X 27.17"	55"
RMN2243	Haruka	Linen	B	27.17" X 27.17"	55"
RMN2244	Haruka	Plaster	B	27.17" X 27.17"	55"
RMN2245	Islay	Danube	D	6.89" X 6.89"	54"
RMN2246	Islay	Gold	D	6.89" X 6.89"	54"
RMN2247	Islay	Haze	D	6.89" X 6.89"	54"
RMN2248	Islay	Saffron	D	6.89" X 6.89"	54"
RMN2249	Jubilee	Gold	C	6.89" X 13.19"	55"
RMN2250	Jubilee	Linen	C	6.89" X 13.19"	55"
RMN2251	Jubilee	Ocean	C	6.89" X 13.19"	55"
RMN2252	Jubilee	Silver	C	6.89" X 13.19"	55"
RMN2253	Jubilee	Zest	C	6.89" X 13.19"	55"

Fabric Code	Fabric Name	Fabric Color	Price Group	Design Repeat	Fabric Width
RMN1212	Komodo	Buttercup	C	5.91" X 5.91"	53"
RMN1201	Komodo	Fog	C	5.91" X 5.91"	53"
RMN1208	Komodo	Mauve	C	5.91" X 5.91"	53"
RMN1219	Komodo	Otter	C	5.91" X 5.91"	53"
RMN1214	Komodo	Pistachio	C	5.91" X 5.91"	53"
RMN2254	Libra	Champagne	D	3.15" X 5.91"	53"
RMN2255	Libra	Danube	D	3.15" X 5.91"	53"
RMN2256	Libra	Graphite	D	3.15" X 5.91"	53"
RMN4071	Lima	Amazon	C	Solid Color	53"
RMN4066	Lima	Buttercup	C	Solid Color	53"
RMN4070	Lima	Charcoal	C	Solid Color	53"
RMN4072	Lima	Coral	C	Solid Color	53"
RMN4062	Lima	Danube	C	Solid Color	53"
RMN4054	Lima	Ecrú	C	Solid Color	53"
RMN4069	Lima	Fog	C	Solid Color	53"
RMN4073	Lima	Indigo	C	Solid Color	53"
RMN4074	Lima	Ivory	C	Solid Color	53"
RMN4053	Lima	Linen	C	Solid Color	53"
RMN4075	Lima	Mauve	C	Solid Color	53"
RMN4060	Lima	Mineral	C	Solid Color	53"
RMN4076	Lima	Mulberry	C	Solid Color	53"
RMN4067	Lima	Nordic	C	Solid Color	53"
RMN4065	Lima	Olive	C	Solid Color	53"
RMN4051	Lima	Oyster	C	Solid Color	53"
RMN4077	Lima	Paprika	C	Solid Color	53"
RMN4063	Lima	Peacock	C	Solid Color	53"
RMN4078	Lima	Sand	C	Solid Color	53"
RMN4079	Lima	Silver	C	Solid Color	53"
RMN4080	Lima	Stone	C	Solid Color	53"
RMN4052	Lima	Wheat	C	Solid Color	53"
RMN2257	Marie	Emerald	E	13.98" X 16.54"	55"
RMN2258	Marie	Latte	E	13.98" X 16.54"	55"
RMN2259	Marie	Ochre	E	13.98" X 16.54"	55"
RMN2260	Marie	Praline	E	13.98" X 16.54"	55"
RMN2261	Marie	Sapphire	E	13.98" X 16.54"	55"
RMN2262	Marie	Silver	E	13.98" X 16.54"	55"
RMN2263	Misaki	Danube	D	9.26" X 12.8"	55"
RMN2264	Misaki	Jade	D	9.26" X 12.8"	55"

Fabric Code	Fabric Name	Fabric Color	Price Group	Design Repeat	Fabric Width
RMN2265	Misaki	Natural	D	9.26" X 12.8"	55"
RMN2266	Mull	Dove	A	13.59" X 12.6"	55"
RMN2267	Mull	Natural	A	13.59" X 12.6"	55"
RMN2268	Mull	Sage	A	13.59" X 12.6"	55"
RMN2269	Mull	Seafoam	A	13.59" X 12.6"	55"
RMN1896	Nova	Champagne	C	19.1" X 19.1"	55"
RMN1982	Nova	Dove	C	19.1" X 19.1"	55"
RMN1888	Nova	Graphite	C	19.1" X 19.1"	55"
RMN1889	Nova	Putty	C	19.1" X 19.1"	55"
RMN1890	Nova	Sage	C	19.1" X 19.1"	55"
RMN1893	Nova	Silver	C	19.1" X 19.1"	55"
RMN1898	Nova	Sky	C	19.1" X 19.1"	55"
RMN1894	Nova	Slate	C	19.1" X 19.1"	55"
RMN1899	Nova	Spa	C	19.1" X 19.1"	55"
RMN1891	Nova	Sunshine	C	19.1" X 19.1"	55"
RMN1897	Nova	Taupe	C	19.1" X 19.1"	55"
RMN1900	Nova	Truffle	C	19.1" X 19.1"	55"
RMN1895	Nova	Wheat	C	19.1" X 19.1"	55"
RMN2270	Oban	Charcoal	D	27.56" X 28.94"	53"
RMN2271	Oban	Danube	D	27.56" X 28.94"	53"
RMN2272	Oban	Fawn	D	27.56" X 28.94"	53"
RMN2273	Oban	Haze	D	27.56" X 28.94"	53"
RMN2274	Oban	Pebble	D	27.56" X 28.94"	53"
RMN2275	Orion	Champagne	D	9.06" X 10.63"	55"
RMN2276	Orion	Copper	D	9.06" X 10.63"	55"
RMN2277	Orion	Danube	D	9.06" X 10.63"	55"
RMN2278	Orion	Graphite	D	9.06" X 10.63"	55"
RMN2279	Orion	Platinum	D	9.06" X 10.63"	55"
RMN2364	Palermo	Birch	C	Solid Color	55"
RMN2365	Palermo	Danube	C	Solid Color	53"
RMN2366	Palermo	Dove	C	Solid Color	53"
RMN2367	Palermo	Heather	C	Solid Color	55"
RMN2368	Palermo	Peacock	C	Solid Color	53"
RMN2369	Palermo	Pistachio	C	Solid Color	53"
RMN2370	Palermo	Rust	C	Solid Color	53"
RMN2371	Palermo	Silver	C	Solid Color	53"
RMN2372	Palermo	Slate	C	Solid Color	53"

Fabric Code	Fabric Name	Fabric Color	Price Group	Design Repeat	Fabric Width
RMN2373	Palermo	Vintage	C	Solid Color	53"
RMN1253	Phoenix	Aqua	C	Solid Color	53"
RMN1249	Phoenix	Buttercup	C	Solid Color	53"
RMN1252	Phoenix	Ice	C	Solid Color	53"
RMN1258	Phoenix	Indigo	C	Solid Color	53"
RMN1254	Phoenix	Mist	C	Solid Color	53"
RMN1239	Phoenix	Rose	C	Solid Color	53"
RMN1247	Phoenix	Rust	C	Solid Color	53"
RMN1238	Phoenix	Shell	C	Solid Color	53"
RMN1255	Phoenix	Smoke	C	Solid Color	53"
RMN1257	Phoenix	Steel	C	Solid Color	53"
RMN1256	Phoenix	Teal	C	Solid Color	53"
RMN1250	Phoenix	Zest	C	Solid Color	53"
RMN1602	Rattan	Blush	D	Solid Color	53"
RMN0939	Rattan	Cherry	D	Solid Color	53"
RMN0941	Rattan	Clementine	D	Solid Color	53"
RMN1604	Rattan	Fern	D	Solid Color	53"
RMN0954	Rattan	Flint	D	Solid Color	53"
RMN0935	Rattan	Frost	D	Solid Color	53"
RMN0934	Rattan	Gold	D	Solid Color	53"
RMN0948***	Rattan	Indigo	D	Solid Color	53"
RMN1605	Rattan	Ivory	D	Solid Color	53"
RMN1606	Rattan	Kingfisher	D	Solid Color	53"
RMN0955	Rattan	Mercury	D	Solid Color	53"
RMN1607	Rattan	Mist	D	Solid Color	53"
RMN0931	Rattan	Moonstone	D	Solid Color	53"
RMN0956	Rattan	Ocean	D	Solid Color	53"
RMN0953	Rattan	Olive	D	Solid Color	53"
RMN0943	Rattan	Onyx	D	Solid Color	53"
RMN0936	Rattan	Opal	D	Solid Color	53"
RMN1609	Rattan	Plum	D	Solid Color	53"
RMN0947	Rattan	Powder Blue	D	Solid Color	53"
RMN0957	Rattan	Praline	D	Solid Color	53"
RMN1611	Rattan	Rust	D	Solid Color	53"
RMN0958	Rattan	Sand	D	Solid Color	53"
RMN1612	Rattan	Silver	D	Solid Color	53"
RMN0946	Rattan	Sky	D	Solid Color	53"

\* For Drapery only. Not suitable for Roman Shades


Fabric Code	Fabric Name	Fabric Color	Price Group	Design Repeat	Fabric Width
RMN0942	Rattan	Slate	D	Solid Color	53"
RMN0937	Rattan	Vintage	D	Solid Color	53"
RMN2280	Regent	Forest	E	18.9" X 10.83"	55"
RMN2281	Regent	Ink	E	18.9" X 10.83"	55"
RMN2282	Regent	Vintage	E	18.9" X 10.83"	55"
RMN2283	Regent	Silver	E	18.9" X 10.83"	55"
RMN2284	Rene	Emerald	E	4.73" X 4.34"	55"
RMN2285	Rene	Ochre	E	4.73" X 4.34"	55"
RMN2286	Rene	Praline	E	4.73" X 4.34"	55"
RMN2287	Rene	Sapphire	E	4.73" X 4.34"	55"
RMN2288	Rene	Silver	E	4.73" X 4.34"	55"
RMN2289**	Ria	Silver	D	9.45" X 21.26"	53"
RMN2290**	Ria	Graphite	D	9.45" X 21.26"	53"
RMN2291**	Ria	Champagne	D	9.45" X 21.26"	53"
RMN2292**	Ria	Caramel	D	9.45" X 21.26"	53"
RMN2293**	Ria	Latte	D	9.45" X 21.26"	53"
RMN2294**	Riley	Ivory	D	9.26" X 13"	53"
RMN2295**	Riley	Silver	D	9.26" X 13"	53"
RMN2296**	Riley	Graphite	D	9.26" X 13"	53"
RMN2297**	Riley	Champagne	D	9.26" X 13"	53"
RMN2298**	Skye	Charcoal	D	6.89" X 6.7"	52"
RMN2299**	Skye	Haze	D	6.89" X 6.7"	52"
RMN2300**	Skye	Ink	D	6.89" X 6.7"	52"
RMN2301**	Skye	Saffron	D	6.89" X 6.7"	52"
RMN2302	Stirling	Caramel	B	18.12" X 16.54"	55"
RMN2303	Stirling	Danube	B	18.12" X 16.54"	55"
RMN2304	Stirling	Haze	B	18.12" X 16.54"	55"
RMN2305	Stirling	Sage	B	18.12" X 16.54"	55"
RMN2306	Venus	Mist	D	9.26" X 10.24"	55"
RMN2307	Venus	Platinum	D	9.26" X 10.24"	55"
RMN2381	Verona	Champagne	D	Solid Color	55"
RMN2382	Verona	Copper	D	Solid Color	55"
RMN2383	Verona	Danube	D	Solid Color	55"
RMN2384	Verona	Graphite	D	Solid Color	55"
RMN2385	Verona	Ink	D	Solid Color	55"

Fabric Code	Fabric Name	Fabric Color	Price Group	Design Repeat	Fabric Width
RMN2386	Verona	Mist	D	Solid Color	55"
RMN2387	Verona	Platinum	D	Solid Color	55"
RMN2308	Victoria	Clay	C	3.15" X 4.14"	53"
RMN2309	Victoria	Denim	C	3.15" X 4.14"	53"
RMN2310	Victoria	Slate	C	3.15" X 4.14"	53"
RMN2412	Zuri	Oyster	A	Solid Color	110"
RMN2413	Zuri	Oatmeal	A	Solid Color	110"
RMN2414	Zuri	Biscuit	A	Solid Color	118"
RMN2415	Zuri	Otter	A	Solid Color	118"
RMN2416	Zuri	Slate	A	Solid Color	102"
RMN2417	Zuri	Smoke	A	Solid Color	118"
RMN2418	Zuri	Apple	A	Solid Color	118"
RMN2419	Zuri	Saffron	A	Solid Color	118"
RMN2420	Zuri	Rust	A	Solid Color	118"
RMN2421	Zuri	Danube	A	Solid Color	118"
RMN2422	Zuri	Teal	A	Solid Color	118"
RMN2423	Zuri	Scarlet	A	Solid Color	118"
RMN2454	Mono	Neutral	B	9.26" X 14.97"	59"
RMN2455	Mono	Bronze	B	9.26" X 14.97"	59"
RMN2456	Mono	Danube	B	9.26" X 14.97"	59"
RMN2457	Surreal	Champagne	B	9.26" X 14.97"	59"
RMN2458	Surreal	Vintage	B	9.26" X 14.97"	59"
RMN2459	Surreal	Danube	B	9.26" X 14.97"	59"
RMN2450	Fuchsia	Emerald	B	9.26" X 14.97"	59"
RMN2451	Fuchsia	Ink	B	9.26" X 14.97"	59"
RMN2452	Fuchsia	Vintage	B	9.26" X 14.97"	59"
RMN2453	Fuchsia	Saffron	B	9.26" X 14.97"	59"





Shown as Roman Stack



Zoom showing horizontal stitch

## Classic Pleat

Ribs are sewn into pockets on the back of the shade. There will be a seam on the front of the shade where each pocket is sewn. Classic Pleat shades provide maximum window view.

**Stacking Options:** Roman Stack (Default) or Condensed (Optional)



Shown as Roman Stack



## Flat Roman

Flat Roman shades utilize the stab-stitch method in which seams are minimize to provide a clean appearance when lowered, but retain an effortless stack when raised. Flat Roman shades have a 5% surcharge.

**Stacking Options:** Roman Stack (Default) or Condensed (Optional)



Shown as Roman Stack



## Hobbled

Hobbled shades are made with extra fabric in each fold, allowing them to keep the folded look of a Roman shade even when fully lowered. Hobbled shades have an additional surcharge of 10%.

**Stacking Options:** Roman Stack only



### Valance

Standard shades have a 6" valance on the front of the shade that is detachable by means of a velcro fastening. Valances are included and required on standard shades. For waterfall shades, valances from the liner are standard on the back of the shade. Valances on waterfall shades, ordered with clutch or twin-pull control, have cords hidden behind the shade.

**All waterfall shades with valances, with or without returns, have a 10% surcharge.**

### Returns

Outside mount shades are recommended to be ordered with valance returns on Classic and Flat shades. Returns for both outside and inside mount shades are available free of charge if requested at the time the order is placed. Return depth is 3". Standard shades with a valance have returns made shorter than valance length to accommodate the stack of the shade.

All valance returns are made with a Velcro affixed return in place, creating a clean, finished corner.

**Hobbled Shades:** A separate valance must be ordered whether configured as a standard shade or waterfall.

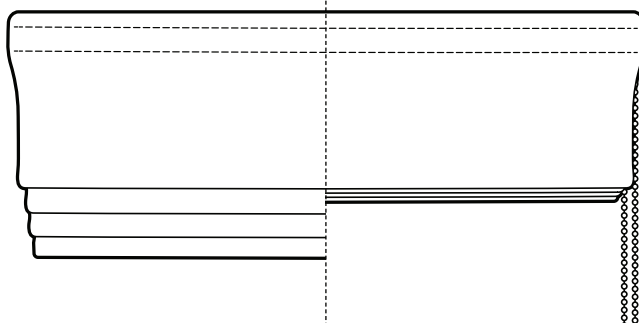


Shown as Waterfall with Returns

### Roman Stack

### Condensed Stack

(Available on Waterfall only)



### Stacking

Highland Park Roman Shades are offered in two stack options: Roman and Condensed. Roman Stack shades provide the traditional look of Roman shades and feature pleats in a cascading fashion. Condensed Stack Roman Shades tuck the majority of the shade up into the top pleats, providing the maximum view through the window.

**Condensed Stack is only available with waterfall shades.**

## CLUTCH



Standard clutch style operation with a continuous metal bead chain loop that rotates a clutch to raise and lower the shade. Affixed to the loop is a Child Safety clip for clamping the chain loop to the wall.

### Chain Color Selections



Black  
(Plastic)

Brass

Nickel

White  
(Plastic)

## TWIN PULL



A child safe design where 2 metal twin pulls are free hanging and one operates to lower the shade, the 2nd operates to raise the shade.

Color: Silver Only

Standard length is 2/3 of shade height.

## SLOW RISE CORDLESS



Promises a smooth cordless child safe operation. Lifting and lowering the shade from a central pull location. The speed of the lift can be regulated by turn of the dial on the tube for slower or quicker operation.

MOTIONShadeS™ motorized shade system can be operated from anywhere, in any way: from home with a pull, remote and voice control and from anywhere in the world using the MOTIONShadeS™ App.

## Motor Specs

Options	Metro Light*	Metro*
Compatible Products	Roman Shades	Roman Shades
Power	Wirefree - Micro USB-C Rechargeable	Wirefree - Micro USB-C Rechargeable
Feature	Manual Pull, Smart home connectivity, Remotes + Bluetooth	Manual Pull, Smart home connectivity, Remotes + Bluetooth
Bracket	Metal	Metal
Lifting Capacity	5.3 lbs	12.8 lbs
Minimum Shade Size	21 1/2"	25 1/2"
Speed (RPM)	28 RPM	28 RPM
Torque (Nm)	0.3	1.1
Technology	WiFi + Bluetooth	WiFi + Bluetooth
Suitability for wet area	No	No
Compatible Tube	1.5"	1.5" - 1.65"
Maximum Sizes - Width	47"	102"
Maximum Sizes - Drop	59"	157"

\* Shade orders will automatically be allocated the relevant Metro Light or Metro motor.

## Control Options



1 Channel Remote



5 Channel Remote



15 Channel Remote



WiFi Hub

## Available App



Additional motor options available, including Volta & Somfy. See page 27.

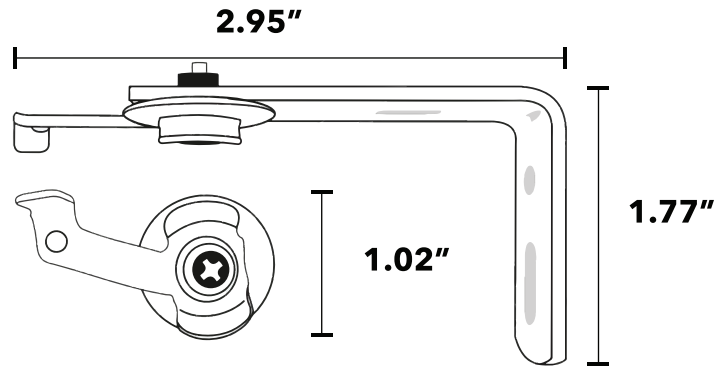
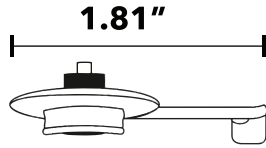
	Clutch	Twin Pull	Cordless Slow Rise	Motorized by Motion
Deductions	IB (Inside Mount): 1/2" OB (Outside Mount): Exact	IB (Inside Mount): 1/2" OB (Outside Mount): Exact	IB (Inside Mount): 1/2" OB (Outside Mount): Exact	IB (Inside Mount): 1/2" OB (Outside Mount): Exact
Maximum Size	102"W X 160"H	102"W X 160"H	75"W X 75"H	102"W X 160"H
Minimum Size	12"W X 12"H	12"W X 12"H	29.5"W X 12"H	21 1/2"W X 12"H
Styles	Classic Pleat, Flat Roman or Hobbled	Classic Pleat, Flat Roman or Hobbled	Classic Pleat, Flat Roman or Hobbled	Classic Pleat, Flat Roman or Hobbled
Stitch Method Lined	Poly cotton or *cotton Sateen Fabric rod pocket stitched matching thread	Poly cotton or *cotton Sateen Fabric rod pocket stitched matching thread	Poly cotton or *cotton Sateen Fabric rod pocket stitched matching thread	Poly cotton or *cotton Sateen Fabric rod pocket stitched matching thread
Stitch Method Unlined	Sheers/Transparent rod pocket stitched matching thread	Sheers/Transparent rod pocket stitched matching thread	Sheers/Transparent rod pocket stitched matching thread	Sheers/Transparent rod pocket stitched matching thread
Stitch Method Blackout	Fabric rod pocket covered with blackout tape to cover pin holes across shade	Fabric rod pocket covered with blackout tape to cover pin holes across shade	Fabric rod pocket covered with blackout tape to cover pin holes across shade	Fabric rod pocket covered with blackout tape to cover pin holes across shade
Stitch Method napped (Thermal)	Sheers/Transparent rod pocket stitched matching thread	Sheers/Transparent rod pocket stitched matching thread	Sheers/Transparent rod pocket stitched matching thread	Sheers/Transparent rod pocket stitched matching thread
* Stab Stitch Type Option	No horizontal lines visible on face shade. Rod tape is stitched to the back on the lining and stab stitched at intervals across the face fabric.	No horizontal lines visible on face shade. Rod tape is stitched to the back on the lining and stab stitched at intervals across the face fabric.	No horizontal lines visible on face shade. Rod tape is stitched to the back on the lining and stab stitched at intervals across the face fabric.	No horizontal lines visible on face shade. Rod tape is stitched to the back on the lining and stab stitched at intervals across the face fabric.
Left/Right Hem Size	1/2"	1/2"	1/2"	1/2"
Bottom Hem Size	1 3/4"	1 3/4"	1 3/4"	1 3/4"
Horizontal Rods for folds	1/4" fiberglass rods secured in sewn pockets and sealed with glue at each side	1/4" fiberglass rods secured in sewn pockets and sealed with glue at each side	1/4" fiberglass rods secured in sewn pockets and sealed with glue at each side	1/4" fiberglass rods secured in sewn pockets and sealed with glue at each side
Bottom Bar	1"aluminum bar sealed in 1 3/8' bottom pocket	1"aluminum bar sealed in 1 3/8' bottom pocket	1"aluminum bar sealed in 1 3/8' bottom pocket	1"aluminum bar sealed in 1 3/8' bottom pocket
Joining information /Panels (See page 20 for diagram).	No joins (single panel) < 53" 3 panels (2 vertical joins 53"+ to 101"	No joins (single panel) < 53" 3 panels (2 vertical joins 53"+ to 101"	No joins (single panel) < 53" 3 panels (2 vertical joins 53"+ to 101"	No joins (single panel) < 53" 3 panels (2 vertical joins 53"+ to 101"
USA Cord Retainer	Transparent Plastic	Transparent Plastic	Transparent Plastic	Transparent Plastic
Child Safety Options	N/A	N/A	Cordless with slow rise spring with toggle pull	N/A
Care Instructions	Dry clean only	Dry clean only	Dry clean only	Dry clean only
Manufacturing tolerances	+/- 1/16"	+/- 1/16"	+/- 1/16"	+/- 1/16"
Top Board	Fabric covered top board	Fabric covered top board	Fabric covered top board	Fabric covered top board
Brackets	Steel top fix with securing bracket	Steel top fix with securing bracket	Steel top fix with securing bracket	Steel top fix with securing bracket

\*Surcharge applicable

Note: This product may require additional dressing and steaming after installation.



## Bracket Dimensions



## Headrail Dimensions

Applicable for:

- Clutch / Continuous Cord
- Twin-Pull
- Slow-Rise Cordless
- Motorized

Standard Shade  
With Valance  
(Default Option)

3"

Front

Back  
(Window)

Waterfall Shade  
With Back Valance

3"

Front

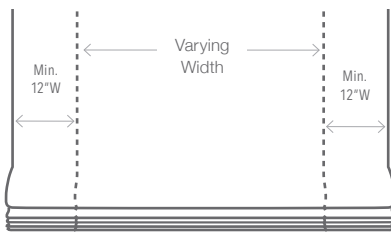
Back  
(Window)

### Shown Here:

Standard shade option -  
Shade operates from the back.  
A valance is required to hide  
mechanics of the shade.

Back valance liner  
included to hide  
hardware from street  
view. May increase  
light-gap based on  
position of shade.

## Stack and Fold Specification



- Seamless Roman Shades are available up to a maximum of 53" wide.
- Beyond 53" wide, shades will be made with a varying width center panel and side panels seamed to a minimum of 12" wide on both sides.

### Roman Stack Specification

Shade Drop	Stack Height
23 1/2"	8"
39"	9"
59"	10"
78 1/2"	11"
98"	11 1/2"
118"	12"

### Condensed Stack Specification

Condensed stack shades have the following height and depth parameters:

- Top Fold Height: 3"
- Each Subsequent Fold Position: 0.25" below previous fold
- Maximum Depth: 3"

### Folds Calculation

Shade Drop	# of Folds
< 24"	2
24"-47"	3
47"-63"	4
67"-86"	5
86.5"-110"	6
110"-120"	7

### Cord Calculation

Shade Width	# of Cords
< 24"	2
24"-47"	3
47"-67"	4
67"-86"	5
86.5"-106"	6
106"-120"	7

# Roman Shade Linings

LINING TYPE AND FUNCTION	COMPOSITION	AVAILABILITY
<b>Classic Lining - Ivory</b> A lightweight entry level lining	70% Polyester, 30% Cotton	✓
<b>Classic Lining - White</b> A lightweight entry level lining	70% Polyester, 30% Cotton	✓
<b>Premium Satin - White</b> Premium quality for added luxury	52% Polyester, 48% Cotton	✓
<b>Premium Satin - Ivory (default)</b> Premium quality for added luxury	52% Polyester, 48% Cotton	✓
<b>Blackout - White</b> Heavyweight lining which eliminates light entering through the face fabric. Also acts as an insulated layer.	52% Polyester, 48% Cotton	✓
<b>Blackout - Ivory</b> Heavyweight lining which eliminates light entering through the face fabric. Also acts as an insulated layer.	52% Polyester, 48% Cotton	✓
<b>Interlining</b> Acts as a third layer between face fabric and lining. Lining selection required.	100% Cotton	Not Available
<b>Napped Lining - Ivory</b> For added luxury and insulation. Padded appearance on shade.	52% Polyester, 48% Cotton	✓
<b>Blackout Napped Lining - Ivory</b> For added luxury and insulation. Padded appearance on shade.	52% Polyester, 48% Cotton	✓
<b>Unlined</b> Recommended for lighter or sheer fabrics. <i>Note: The shade/drapes will be see-through at night when the light is on.</i>		✓

LINING TYPE	WIDTH (mm)	COMPOSITION DETAILS	WEIGHT lbs / sqft
Classic Lining White	110"	70% polyester / 30% cotton	.03
Classic Lining Ivory	110"	70% polyester / 30% cotton	.03
Premium Satin White	55"	52% polyester / 48% cotton	.04+/-5%
Premium Satin Ivory	55"	52% polyester / 48% cotton	.04+/-5%
Blackout Lining White	55" / 110"	52% polyester / 48% cotton	.03
Blackout Lining Ivory	55" / 110"	52% polyester / 48% cotton	.03
Napped Bonded Lining - Ivory	55"	65% polyester / 35% cotton	.08
Blackout Napped Lining - Ivory	55"	100% polyester	.07

Refer to page 25 for lining surcharges.

## Price Group A

Includes Classic Pleat.  
Clutch Included in Price.  
Unlined, Classic & Premium Satin Light-Filtering Liner Included in Price.

	24"	30"	36"	48"	51"	60"	72"	84"	96"	102"
24"	436	462	530	562	572	728	760	808	840	876
36"	468	494	564	596	608	792	824	874	908	946
48"	482	508	578	610	622	818	852	902	936	974
61"	514	540	612	646	658	882	916	970	1004	1044
72"	528	554	626	660	672	910	944	996	1032	1070
84"	558	586	660	696	708	974	1010	1064	1100	1140
96"	572	600	674	710	722	1000	1036	1092	1128	1168
108"	604	634	706	744	758	1064	1102	1160	1196	1238
120"	618	648	720	758	772	1092	1128	1186	1224	1266
132"	650	680	754	794	808	1156	1194	1254	1292	1336
144"	664	694	768	808	822	1182	1222	1282	1320	1362

## Price Group B

Includes Classic Pleat.  
Clutch Included in Price.  
Unlined, Classic & Premium Satin Light-Filtering Liner Included in Price.

	24"	30"	36"	48"	51"	60"	72"	84"	96"	102"
24"	456	480	550	582	592	766	800	846	880	916
36"	496	520	590	624	636	846	878	928	962	1000
48"	512	538	608	642	652	880	912	962	996	1034
61"	552	578	648	684	696	958	992	1044	1080	1118
72"	568	596	666	702	714	992	1026	1080	1114	1154
84"	608	636	708	744	756	1070	1106	1160	1198	1238
96"	624	652	724	762	774	1104	1140	1196	1232	1272
108"	664	692	766	804	816	1182	1220	1278	1314	1356
120"	680	710	784	820	834	1216	1254	1312	1348	1390
132"	720	750	824	864	876	1294	1334	1394	1432	1474
144"	736	768	842	880	894	1328	1368	1428	1466	1508

## Additional Surcharges

	24"	30"	36"	48"	51"	60"	72"	84"	96"	102"
Cordless	\$116							N/A	N/A	N/A
Twin Pull	\$145									N/A
Flat Roman*	+5% (Stab-Stitch Surcharge)									
Hobbled	+10%									
Valance	+10% (Only required if a valance is being used with a waterfall shade)									
Motorization	+ Surcharge. See Page 26-27									
Premium Linings	+ Surcharge. See Page 25									

\*All Flat Roman Shades are stab-stitched to hide appearance of stitching, but provide for ease of stacking.  
Flat Roman shades are not available without stab-stitching.

## Price Group C

Includes Classic Pleat.  
Clutch Included in Price.  
Unlined, Classic & Premium Satin Light-Filtering Liner Included in Price.

	24"	30"	36"	48"	51"	60"	72"	84"	96"	102"
24"	476	500	570	602	612	806	838	886	918	956
36"	522	548	618	650	662	898	932	982	1016	1054
48"	544	568	638	672	684	940	974	1024	1058	1096
61"	588	616	686	722	734	1032	1068	1120	1154	1194
72"	610	636	708	742	754	1074	1108	1162	1196	1236
84"	656	684	756	792	804	1166	1202	1258	1294	1334
96"	676	704	776	812	826	1208	1244	1298	1334	1376
108"	722	752	824	862	876	1300	1338	1394	1432	1474
120"	744	772	846	884	896	1342	1378	1436	1474	1516
132"	788	820	894	932	946	1434	1472	1532	1572	1614
144"	810	840	914	954	968	1474	1514	1574	1612	1656

## Price Group D

Includes Soft Classic Pleat.  
Clutch Included in Price.  
Unlined, Classic & Premium Satin Light-Filtering Liner Included in Price.

	24"	30"	36"	48"	51"	60"	72"	84"	96"	102"
24"	496	520	590	622	632	846	878	926	958	996
36"	550	574	644	678	690	952	986	1036	1070	1108
48"	574	600	668	702	714	1002	1034	1086	1118	1156
61"	626	654	724	758	772	1108	1142	1196	1230	1270
72"	650	678	748	784	796	1156	1192	1244	1278	1318
84"	704	732	804	840	852	1262	1298	1354	1390	1430
96"	728	756	828	864	878	1312	1348	1402	1438	1478
108"	782	810	884	922	934	1418	1456	1512	1550	1592
120"	806	834	908	946	960	1466	1504	1562	1598	1640
132"	858	888	964	1002	1016	1572	1612	1672	1710	1752
144"	882	914	988	1026	1040	1622	1660	1720	1758	1802

## Additional Surcharges

	24"	30"	36"	48"	51"	60"	72"	84"	96"	102"
Cordless	\$116							N/A	N/A	N/A
Twin Pull	\$145									N/A
Flat Roman*	+5% (Stab-Stitch Surcharge)									
Hobbled	+10%									
Valance	+10% (Only required if a valance is being used with a waterfall shade)									
Motorization	+ Surcharge. See Page 26-27									
Premium Linings	+ Surcharge. See Page 25									

\*All Flat Roman Shades are stab-stitched to hide appearance of stitching, but provide for ease of stacking.  
Flat Roman shades are not available without stab-stitching.

## Price Group E

Includes Classic Pleat.  
Clutch Included in Price.  
Unlined, Classic & Premium Satin Light-Filtering Liner Included in Price.

	24"	30"	36"	48"	51"	60"	72"	84"	96"	102"
24"	516	540	610	642	652	886	918	966	998	1034
36"	576	602	672	704	716	1006	1040	1090	1124	1162
48"	604	630	700	734	744	1062	1096	1146	1180	1218
61"	664	690	762	796	808	1184	1218	1270	1306	1344
72"	692	718	790	824	836	1238	1274	1326	1360	1400
84"	752	780	852	888	900	1360	1396	1450	1486	1526
96"	780	808	880	916	930	1414	1450	1506	1542	1582
108"	840	870	942	980	994	1536	1572	1630	1668	1710
120"	868	898	970	1008	1022	1590	1628	1686	1724	1766
132"	928	958	1032	1072	1086	1712	1750	1810	1850	1892
144"	956	986	1062	1100	1114	1768	1806	1866	1904	1948

## Additional Surcharges

	24"	30"	36"	48"	51"	60"	72"	84"	96"	102"
Cordless	\$116							N/A	N/A	N/A
Twin Pull	\$145									N/A
Flat Roman*	+5% (Stab-Stitch Surcharge)									
Hobbled	+10%									
Valance	+10% (Only required if a valance is being used with a waterfall shade)									
Motorization	+ Surcharge. See Page 26-27									
Premium Linings	+ Surcharge. See Page 25									

\*All Flat Roman Shades are stab-stitched to hide appearance of stitching, but provide for ease of stacking.  
Flat Roman shades are not available without stab-stitching.



## Blackout (Premium Satin or Classic. White & Ivory Available)

	24"	30"	36"	48"	51"	60"	72"	84"	96"	102"
24"	30	32	36	38	38	54	56	58	60	61
36"	34	36	40	42	44	62	64	66	68	70
48"	36	38	42	44	44	66	68	70	72	74
61"	40	42	48	48	50	74	76	80	80	82
72"	42	44	48	50	52	78	80	82	84	86
84"	46	48	54	56	56	86	88	92	94	94
96"	48	50	56	58	58	90	92	96	98	98
108"	52	54	60	62	62	100	102	104	106	108
120"	54	56	62	64	64	102	104	108	110	112
132"	58	60	66	68	68	112	114	116	118	120
144"	60	62	68	70	70	116	118	120	122	124

## Napped - Translucent or Blackout (Only Ivory Available)

	24"	30"	36"	48"	51"	60"	72"	84"	96"	102"
24"	88	92	108	112	114	160	166	172	176	180
36"	102	104	120	126	128	186	192	198	204	206
48"	108	110	126	132	132	198	202	210	214	218
61"	120	124	140	144	146	222	228	236	240	244
72"	126	130	144	150	152	234	240	246	252	256
84"	138	142	158	164	166	258	264	272	278	282
96"	144	148	164	170	172	270	276	284	290	294
108"	156	160	176	184	186	296	302	310	316	320
120"	162	166	182	188	190	306	312	322	328	332
132"	174	178	196	202	204	332	338	348	354	360
144"	180	184	202	208	210	344	350	360	366	370

## Motor Options (Battery Operation from Motion)

Options	Metro Light*	Metro*
Compatible Products	Roman Shades	Roman Shades
Power	Wirefree - Micro USB-C Rechargeable	Wirefree - Micro USB-C Rechargeable
Feature	Manual Pull, Smart home connectivity, Remotes +Bluetooth	Manual Pull, Smart home connectivity, Remotes +Bluetooth
Bracket	Metal	Metal
Lifting capacity	5.3 lbs	12.8 lbs
Minimum Shade Size	21 1/2"	25 1/2"
Speed (RPM)	28 RPM	28 RPM
Torque (Nm)	0.3	1.1
Technology	WiFi + Bluetooth	WiFi + Bluetooth
Suitability for wet Area	No	No
Compatible Tube	1.5"	1.5" - 1.65"
Maximum Sizes - Width	47"	102"
Maximum Sizes - Drop	59"	157"
Motorization Surcharge	\$540	

\* Shade orders will automatically be allocated the relevant Metro Light or Metro motor.

## Motor Accessories

Item	Description	Price
118" Charging Cable	Charging cable for battery operated motors. Plug not included	\$103
1 Channel Remote	Remote control for motorized shade. Multiple shades can be operated from 1 channel	\$143
5 Channel Remote	Remote control for motorized shade	\$183
15 Channel Remote	Remote control for motorized shade	\$222
WiFi Bridge	Allows control and integration of motorized shades to smart phones and systems	\$810

TEXTON's Highland Park Roman Shades can also be fitted with motors from Volta or Somfy. When selected, the product will be modified at TEXTON to apply the new motor and tube. This selection will result in a longer lead time, up to 2 weeks.

## Volta / Automate

Options	Battery	12V Low Voltage	110V
Compatible Products	Roman Shades	Roman Shades	Roman Shades
Power	Lithium Ion Battery	Low Voltage	110V
Feature	Rechargeable Battery	Direct - wire low voltage	Direct - wire line voltage
Bracket	Metal	Metal	Metal
Minimum Shade Size	22"	20"	30"
Technology	ARC	ARC	ARC
Motor Price	\$522	\$642	\$784

## Volta / Automate Accessories\*

Item	Description	Price
Charging Kit	5V Charging Cable for rechargeable shades	\$18
5 Channel Remote	Remote control for motorized shade	\$136
15 Channel Remote	Remote control for motorized shade	\$156
5 Channel Wall Switch	No cut-out required.	\$112
Pulse2 Hub	Allows control and integration of motorized shades to smart phones and systems	\$432

## Somfy

Options	Battery	24V Low Voltage	110V
Compatible Products	Roman Shades	Roman Shades	Roman Shades
Power	Lithium Ion Battery	Low Voltage	110V
Feature	Rechargeable Battery	Direct - wire low voltage	Direct - wire line voltage
Bracket	Metal	Metal	Metal
Minimum Shade Size	26"	20"	26"
Technology	RTS	RTS	RTS
Motor Price	\$558	\$628	\$796

## Somfy Accessories\*

Item	Description	Price
Charging Kit	12V Charging cable for rechargeable shades	\$45
1 Channel Remote	Remote control for motorized shade	\$122
5 Channel Remote	Remote control for motorized shade	\$160
16 Channel Remote	Remote control for motorized shade	\$536
1 Channel DecoFlex	RTS wall switch.	\$306
5 Channel DecoFlex	RTS wall switch.	\$322
Tahoma Hub	Allows control and integration of motorized shades to smart phones and systems	\$506

\*Frequently requested products. Other accessories may be requested through customer service.



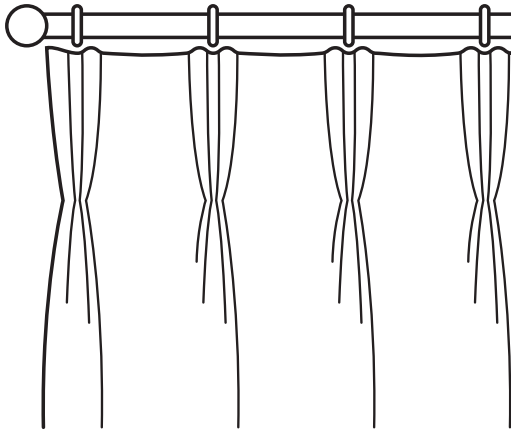
HIGHLAND PARK  
ROMAN SHADES & DRAPERY

Drapery

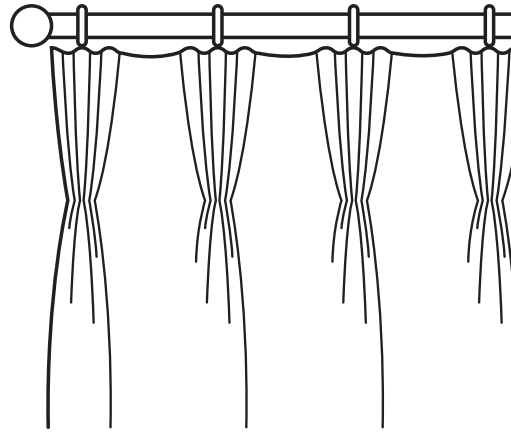
TEXTON



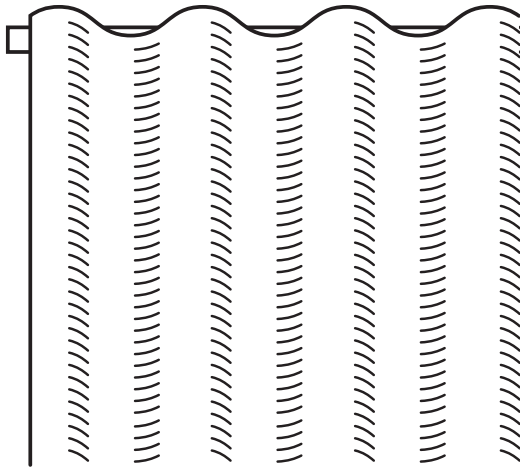
French Pleat Double



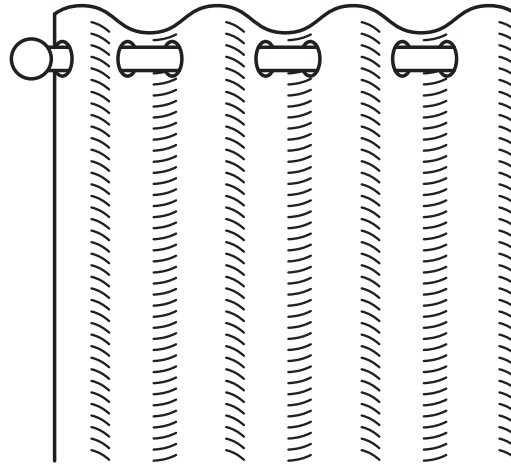
French Pleat Triple



Ripple Fold

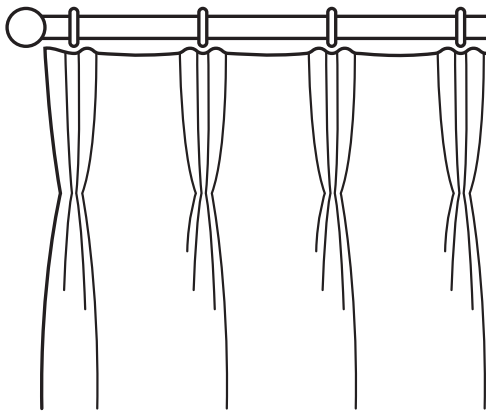


Grommets

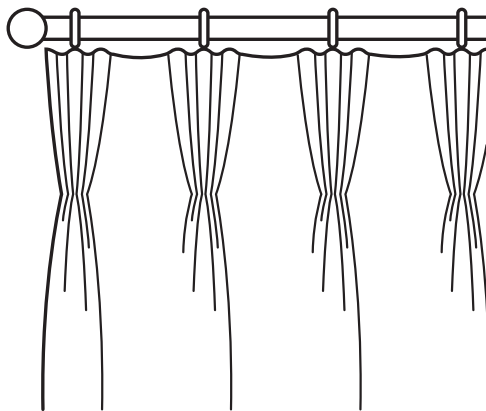


# French Pleat

Double French Pleat



Triple French Pleat



OPTION	DESCRIPTION
Maximum Size Available (Double)	(W) 200" x (L) 236"
Maximum Size Available (Triple)	(W) 169" x (L) 236"
Minimum Sizes Available (Dbl & Trpl)	(W) 21" X (L) 12"
Headings Available	Double French Pleat: 4" or 6", Triple French Pleat: 4" or 6"
Available Fullness	Double French Pleat - 200% Triple French Pleat - 230%
Single/Pair	Drapes are made in pairs as standard unless advised otherwise
Hooks	White Microflex UV plastic hooks supplied (Adjustable channel to raise / lower the drape position. See page 42 for image.).
Number of Hooks used per 1m	11
Stitching Type - Side Hems	Bag lined method
Stitching Type - Bottom Hems	Shade stitch method
Left / Right Hem Size	1-1/2" (lined), 1-1/8" (unlined)
Bottom Hem Size	3"
Tape Width	4" or 6"
Lining Stitching	Sewn within side hems, bag lined
Joins	Overlocked and cut
Pleat Depth	1-1/8"
Distance between each hook	4" or 6"
Weighted Corners	1.5g weight in each corner (2 per drape)
Thread Color	Color coordinated to the face fabric
Manufacturers Tolerances	3/8" - 1/2"
Fitting Type	Track, or Pole (with rings)
Measurement Type	Finished Length

Note: This product may require additional dressing and steaming after installation.

## Number of widths

HEADING AND FULLNESS	1 Width Panel	1 Width Pair or 2 Widths Panel	1.5 Width Pair or 3 Widths Panel	2 Widths Pair or 4 Widths Panel	2.5 Widths Pair or 5 Widths Panel	3 Widths Pair or 6 Widths Panel	3.5 Widths Pair or 7 Widths Panel	4 Widths Pair or 8 Widths Panel
Double Pinch Pleat (Approx. 200% (2:1 Ratio) FULLNESS)	21" - 27"	Up To 55"	Up To 82"	Up To 110"	Up To 137"	Up To 165"	Up To 193"	Up To 200"
Triple Pinch Pleat (Approx. 230% (2.3:1 Ratio) FULLNESS)	21"	Up To 42"	Up To 63"	Up To 84"	Up To 106"	Up To 127"	Up To 148"	Up To 169"

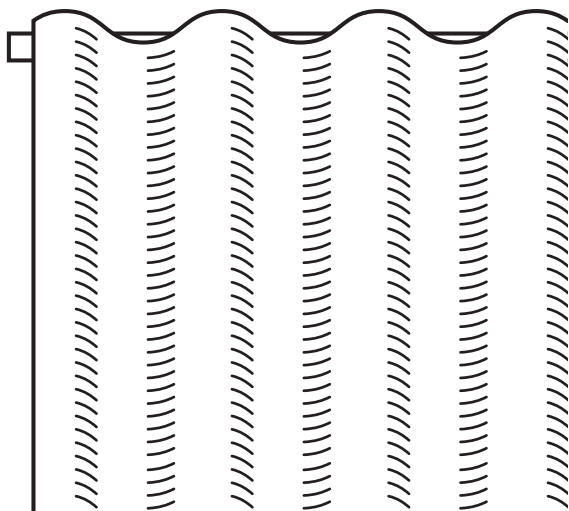
Finished width includes returns and overlaps. Order exact finished width. See page 5 for additional information.

## Approx. stack size

HEADING	1 Width Panel	1 Width Pair or 2 Widths Panel	1.5 Width Pair or 3 Widths Panel	2 Widths Pair or 4 Widths Panel	2.5 Widths Pair or 5 Widths Panel	3 Widths Pair or 6 Widths Panel	3.5 Widths Pair or 7 Widths Panel	4 Widths Pair or 8 Widths Panel
Double French Pleat	3"-6"	3"-8"	8"-11"	11"-14"	14"-17"	17"-19"	19"-22"	22"-25"
Triple French Pleat		6"-8"	8"-12"	12"-14"	14"-16"	16"-18"	18"-20"	20"-22"

Please note the variables: Fabric thickness, track style and spacing, and number of hooks used.

# Ripplefold



OPTION	DESCRIPTION
Maximum Size Available	(W) 275" x (L) 236" (Depending on fullness)
Minimum Sizes Available	(W) 15.25" X (L) 11" (Depending on fullness)
Headings Available	3
Fullness	80%, 110%, 130%
Single/Pair	Draperies are made as pairs as standard unless advised otherwise
Hooks	A unique easysnap tape using metal snaps. Compatible with Kirsch.
Stitching Type - Side Hems	Bag lined method
Stitching Type - Bottom Hems	Shade stitch method
Stitching Type - Top Heading	Single needle stitching
Top Hem Size	N/A
Left / Right Hem Size	1.5"
Bottom Hem Size	2.75"
Lining Stitching	Sewn within side hems , bag lined
Weighted Corners	1.5g weight in each corner (2 per drapery panel)
Thread Color	Color co-ordinated to the face fabric
Fitting Type	Compatible Ripple Fold track
Measurement Type	Finished Length (hem to hem)

## Number of widths

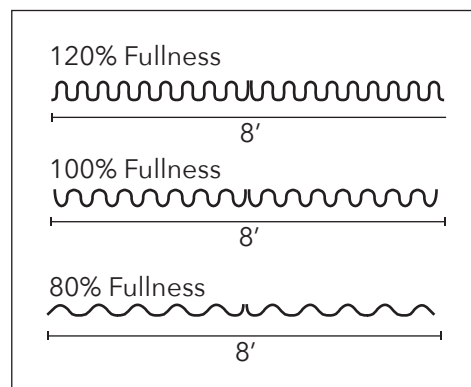
## Total Finished Width to Cover:

HEADING AND FULLNESS	1 Width Panel	1 Width Pair or 2 Widths Panel	1.5 Width Pair or 3 Widths Panel	2 Widths Pair or 4 Widths Panel	2.5 Widths Pair or 5 Widths Panel	3 Widths Pair or 6 Widths Panel	3.5 Widths Pair or 7 Widths Panel	4 Widths Pair or 8 Widths Panel
Ripple Fold 80% FULLNESS	15" - 21.5"	Up To 51"	Up To 80"	Up To 110"	Up To 139"	Up To 69"	Up To 198"	Up To 275"
Ripple Fold 110% FULLNESS	15" - 17.5"	Up To 47"	Up To 74"	Up To 102"	Up To 129"	Up To 157"	Up To 185"	Up To 275"
Ripple Fold 130% FULLNESS	15" - 15.25"	Up To 38"	Up To 61"	Up To 84"	Up To 107"	Up To 130"	Up To 153"	Up To 275"

Finished width includes returns and overlaps. Order exact finished width. See page 5 for additional information.

Note: This product may require additional dressing and steaming after installation.

## Ripplefold Fullness Example

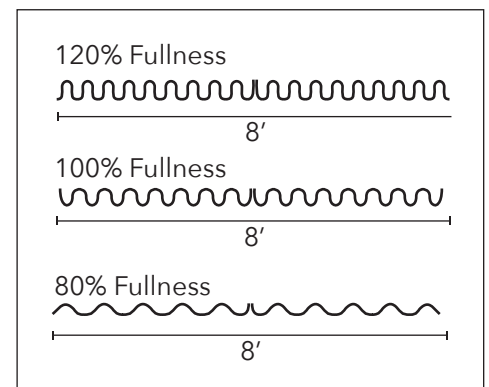


## Ripplefold Carrier Counts - For Overlap Masters

PANEL COVERAGE 120% FULLNESS (INCHES)	PANEL COVERAGE 100% FULLNESS (INCHES)	PANEL COVERAGE 80% FULLNESS (INCHES)	* NO. OF CARRIERS
11-14	12-16	14-17	8
15-18	17-20	18-22	10
19-21	21-24	23-27	12
22-25	25-28	28-32	14
26-29	29-32	33-36	16
30-33	33-37	37-41	18
34-36	38-41	42-46	20
37-40	42-45	47-51	22
41-44	46-50	52-55	24
45-48	51-54	56-60	26
49-51	55-58	61-65	28
52-55	59-62	66-70	30
56-59	63-66	71-74	32
60-63	67-71	75-79	34
64-66	72-75	80-84	36
67-70	76-79	85-89	38
71-74	80-84	90-93	40
75-78	85-88	94-98	42
79-81	89-92	99-103	44
82-85	93-96	104-108	46
86-89	97-101	109-112	48
90-93	102-105	113-117	50
94-96	106-109	118-122	52
97-100	110-113	123-127	54

PANEL COVERAGE 120% FULLNESS (INCHES)	PANEL COVERAGE 100% FULLNESS (INCHES)	PANEL COVERAGE 80% FULLNESS (INCHES)	* NO. OF CARRIERS
101-104	114-118	128-131	56
105-108	119-122	132-136	58
109-111	123-126	137-141	60
112-115	127-130	142-146	62
116-119	131-136	147-150	64
120-123	137-139	151-155	66
124-126	140-143	156-160	68
127-130	144-147	161-165	70
131-134	148-152	166-169	72
135-138	153-156	170-174	74
139-141	157-160	175-179	76
142-145	161-164	180-184	78
146-149	165-168	185-188	80
150-153	169-173	189-193	82
154-156	174-177		84
157-160	178-181		86
161-164	182-186		88
165-168	187-190		90
169-171			92
172-175			94
176-179			96
180-183			98
184-186			100
187-190			102

### Ripplefold Fullness Example



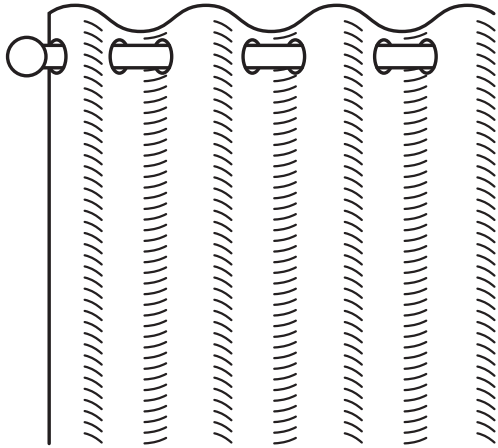


## Ripplefold Carrier Counts - For Butt Masters

PANEL COVERAGE 120% FULLNESS (INCHES)	PANEL COVERAGE 100% FULLNESS (INCHES)	PANEL COVERAGE 80% FULLNESS (INCHES)	* NO. OF CARRIERS
13-13	13-14	13-16	8
14-16	15-19	17-21	10
17-20	20-23	22-26	12
21-24	24-27	27-30	14
25-28	28-31	31-35	16
29-31	32-36	36-40	18
32-35	37-40	41-45	20
36-39	41-44	46-49	22
40-43	45-48	50-54	24
44-46	49-53	55-59	26
47-50	54-57	60-64	28
51-54	58-61	65-68	30
55-58	62-65	69-73	32
59-61	66-70	74-78	34
62-65	71-74	79-83	36
66-69	75-78	84-87	38
70-73	79-82	88-92	40
74-76	83-87	93-97	42
77-80	88-91	98-102	44
81-84	92-95	103-106	46
85-88	96-99	107-111	48
89-91	100-104	112-116	50
92-95	105-108	117-121	52
96-99	109-112	122-125	54
100-103	113-116	126-130	56
104-106	117-121	131-135	58

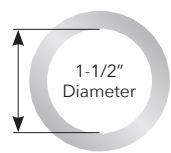
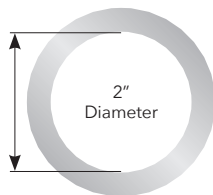
PANEL COVERAGE 120% FULLNESS (INCHES)	PANEL COVERAGE 100% FULLNESS (INCHES)	PANEL COVERAGE 80% FULLNESS (INCHES)	* NO. OF CARRIERS
107-110	122-125	136-140	60
111-114	126-129	141-144	62
115-118	130-133	145-149	64
119-121	134-138	150-154	66
122-125	139-142	155-159	68
126-129	143-146	160-163	70
130-133	147-150	164-168	72
134-136	151-155	169-173	74
137-140	156-159	174-178	76
141-144	160-163	179-182	78
145-148	164-167	183-187	80
149-151	168-172	188-192	82
152-155	173-176	193-197	84
156-159	177-180		86
160-163	181-184		88
164-166	185-189		90
167-170	190-193		92
171-174			94
175-178			96
179-181			98
182-185			100
186-189			102
190-193			104

# Grommet



Large Grommet

Small Grommet



Grommet Colors



Silver



Gold



Antique



Gunmetal

OPTION	DESCRIPTION
Maximum Size Available	(W) 251" x (L) 236"
Minimum Sizes Available	(W) 31" x (L) 12"
Fullness	170%
Single/Pair	Drapes are made in pairs as standard unless advised otherwise
Stitching Type (For Lined Drapery)	Bag lined method (Side Hems)
Stitching Type (For Lined Drapery)	Shade stitch method (Bottom Hems)
Left/Right Hem Size	1-1/2"
Bottom Hem Size	3"
Buckram Width	4"
Lining Stitching	Sewn within side hems, bag lined
Grommet Colors Available	Silver, Gold, Gunmetal, Antique
Grommet Sizes Available	1-1/2" or 2"
Maximum Pole Diameter	1-1/2" Grommet - 1-3/8" pole / 2" Grommet - 1-3/4" pole
Number of Grommets used per width	8 (Always an even # of grommets)
Grommet Position	1-1/8" from top of drape (from top inner side of grommet)
Distance between each eyelet	4" to 5"
Weighted Corners	1.5g weight in each corner (2 per drape)
Thread Color	Color coordinated to the face fabric
Manufacturers Tolerances	3/8" - 1/2"
Fitting Type	Pole
Measurement Type	Length = Pole to hem
Fabric Return	3-1/8" from eyelet centre to finish point. For bigger returns, please specify on the order.

Note: This product may require additional dressing and steaming after installation.

## Number of widths

HEADING AND FULLNESS	1 Width Panel	1 Width Pair or 2 Widths Panel	1.5 Width Pair or 3 Widths Panel	2 Widths Pair or 4 Widths Panel	2.5 Widths Pair or 5 Widths Panel	3 Widths Pair or 6 Widths Panel	3.5 Widths Pair or 7 Widths Panel	4 Widths Pair or 8 Widths Panel
Grommet Heading (Approx. 170% FULLNESS)	31"	Up To 63"	Up To 94"	Up To 126"	Up To 157"	Up To 189"	Up To 220"	Up To 251"

Finished width includes returns and overlaps. Order exact finished width. See page 5 for additional information.

## Total Finished Width to Cover:

## Approx. stack size

HEADING	1 Width Panel	1 Width Pair or 2 Widths Panel	1.5 Width Pair or 3 Widths Panel	2 Widths Pair or 4 Widths Panel	2.5 Widths Pair or 5 Widths Panel	3 Widths Pair or 6 Widths Panel	3.5 Widths Pair or 7 Widths Panel	4 Widths Pair or 8 Widths Panel
Grommet	4" - 5-1/2"	5-1/2" - 7"	7" - 8-1/2"	8-1/2" - 10-1/4"	10-1/4" - 11-7/8"	11-7/8" - 13-3/8"	13-3/8" - 15"	15" - 16-1/2"

Please note the variables: Fabric thickness, track style and spacing, and number of hooks used.

# Drapery Linings

LINING TYPE AND FUNCTION	COMPOSITION	AVAILABILITY
<b>Classic Lining- Ivory (default)</b> A lightweight entry level lining	70% Polyester, 30% Cotton	✓
<b>Classic Lining- White</b> A lightweight entry level lining	70% Polyester, 30% Cotton	✓
<b>Premium Satin - White</b> Premium quality for added luxury	52% Polyester, 48% Cotton	✓
<b>Premium Satin - Ivory</b> Premium quality for added luxury	52% Polyester, 48% Cotton	✓
<b>Blackout - White</b> Heavyweight lining which eliminates light entering through the face fabric. Also acts as an insulated layer.	52% Polyester, 48% Cotton	✓
<b>Blackout - Ivory</b> Heavyweight lining which eliminates light entering through the face fabric. Also acts as an insulated layer.	52% Polyester, 48% Cotton	✓
<b>Interlining</b> Acts as a third layer between face fabric and lining. Lining selection required.	100% Cotton	✓
<b>Unlined</b> Recommended for lighter or sheer fabrics. <i>Note: The shade/drapes will be see-through at night when the light is on.</i>		✓
<b>Napped Lining - Ivory</b> For added luxury and insulation. Padded appearance on shade.	52% Polyester, 48% Cotton	Not Available
<b>Blackout Napped Lining - Ivory</b> For added luxury and insulation. Padded appearance on shade.	52% Polyester, 48% Cotton	Not Available

LINING TYPE	WIDTH (mm)	COMPOSITION DETAILS	WEIGHT lbs / sqft
Classic Lining White	110"	70% polyester / 30% cotton	.03
Classic Lining Ivory	110"	70% polyester / 30% cotton	.03
Premium Satin White	55"	52% polyester / 48% cotton	.04+/-5%
Premium Satin Ivory	55"	52% polyester / 48% cotton	.04+/-5%
Blackout Lining White	55"/ 110"	52% polyester / 48% cotton	.03
Blackout Lining Ivory	55" / 110"	52% polyester / 48% cotton	.03

### How to Order Drapery:

1. Select Your Style. Refer to pages 29-34 for complete specifications.
2. Find the finished width, which includes returns and overlaps.
3. Once you determine your finished width, locate your price based on the length of the shade.
4. Add your heading specification surcharge to the fabric price
5. Select your lining. Classic lining is included in base price.

All drapery is lead weighted, free of additional charge.  
Classic lining included in price.

### Total Finished Width to Cover:

Heading Specification	1 Width Panel	1 Width Pair or 2 Widths Panel	1.5 Width Pair or 3 Widths Panel	2 Widths Pair or 4 Widths Panel	2.5 Widths Pair or 5 Widths Panel	3 Widths Pair or 6 Widths Panel	3.5 Widths Pair or 7 Widths Panel	4 Widths Pair or 8 Widths Panel
3" or 6" Tape Heading Double Pinch Pleat Approx 200% FULLNESS	21" - 27"	Up To 55"	Up To 82"	Up To 110"	Up To 137"	Up To 165"	Up To 193"	Up To 200"
Triple French Pinch Pleat Approx 230% FULLNESS	21"	Up To 42"	Up To 63"	Up To 84"	Up To 106"	Up To 127"	Up To 148"	Up To 169"
Grommet Heading / 170% FULLNESS	31"	Up To 62"	Up To 98"	Up To 133"	Up To 169"	Up To 204"	Up To 240"	Up To 251"
Ripple Fold 80% FULLNESS	15" - 21.5"	Up To 51"	Up To 80"	Up To 110"	Up To 139"	Up To 169"	Up To 198"	Up To 275"
Ripple Fold Approx 110% FULLNESS	15" - 17.5"	Up To 45"	Up To 71"	Up To 98"	Up To 125"	Up To 151"	Up To 178"	Up To 275"
Ripple Fold Approx 130% FULLNESS	15" - 15.25"	Up To 40"	Up To 64"	Up To 88"	Up To 112"	Up To 137"	Up To 161"	Up To 275"

Finished width includes returns and overlaps. Order exact finished width. See page 5 for additional information.

### Material Pricing

Length	1 Width Panel	1 Width Pair or 2 Widths Panel	1.5 Width Pair or 3 Widths Panel	2 Widths Pair or 4 Widths Panel	2.5 Widths Pair or 5 Widths Panel	3 Widths Pair or 6 Widths Panel	3.5 Widths Pair or 7 Widths Panel	4 Widths Pair or 8 Widths Panel
48"	388	480	634	788	942	1096	1250	1404
54"	404	514	684	854	1024	1194	1364	1534
72"	426	554	744	936	1126	1316	1508	1698
90"	460	624	848	1074	1298	1524	1748	1974
108"	480	664	910	1156	1400	1646	1892	2138
126"	514	734	1014	1294	1574	1854	2134	2414
148"	536	778	1080	1382	1684	1986	2288	2590
170"	558	822	1084	1346	1608	1872	2134	2396
192"	580	866	1150	1434	1718	2002	2288	2572
214"	602	908	1216	1522	1828	2134	2440	2748
236"	624	952	1282	1610	1938	2266	2594	2922

### Heading Surcharge

	1 Width Panel	1 Width Pair or 2 Widths Panel	1.5 Width Pair or 3 Widths Panel	2 Widths Pair or 4 Widths Panel	2.5 Widths Pair or 5 Widths Panel	3 Widths Pair or 6 Widths Panel	3.5 Widths Pair or 7 Widths Panel	4 Widths Pair or 8 Widths Panel
Double French Pleat (4" Tape)	72	72	108	144	180	216	252	286
Double French Pleat (6" Tape)	78	78	114	150	186	222	258	292
Triple French Pleat (4" Tape)	96	96	144	192	240	286	334	382
Triple French Pleat (6" Tape)	102	102	150	198	246	292	340	388
Grommet - Small 1.5"	84	84	126	168	210	252	292	334
Grommet - Large 2"	102	102	144	186	228	268	310	352
Ripple Fold W/O Track	72	72	102	132	162	192	222	252

\*See page 41 for lining surcharge.

### How to Order Drapery:

1. Select Your Style. Refer to pages 29-34 for complete specifications.
2. Find the finished width, which includes returns and overlaps.
3. Once you determine your finished width, locate your price based on the length of the shade.
4. Add your heading specification surcharge to the fabric price
5. Select your lining. Classic lining is included in base price.

All drapery is lead weighted, free of additional charge.  
Classic lining included in price.

### Total Finished Width to Cover:

Heading Specification	1 Width Panel	1 Width Pair or 2 Widths Panel	1.5 Width Pair or 3 Widths Panel	2 Widths Pair or 4 Widths Panel	2.5 Widths Pair or 5 Widths Panel	3 Widths Pair or 6 Widths Panel	3.5 Widths Pair or 7 Widths Panel	4 Widths Pair or 8 Widths Panel
3" or 6" Tape Heading Double Pinch Pleat Approx 200% FULLNESS	21" - 27"	Up To 55"	Up To 82"	Up To 110"	Up To 137"	Up To 165"	Up To 193"	Up To 200"
Triple French Pinch Pleat Approx 230% FULLNESS	21"	Up To 42"	Up To 63"	Up To 84"	Up To 106"	Up To 127"	Up To 148"	Up To 169"
Grommet Heading / 170% FULLNESS	31"	Up To 62"	Up To 98"	Up To 133"	Up To 169"	Up To 204"	Up To 240"	Up To 251"
Ripple Fold 80% FULLNESS	15" - 21.5"	Up To 51"	Up To 80"	Up To 110"	Up To 139"	Up To 169"	Up To 198"	Up To 275"
Ripple Fold Approx 110% FULLNESS	15" - 17.5"	Up To 45"	Up To 71"	Up To 98"	Up To 125"	Up To 151"	Up To 178"	Up To 275"
Ripple Fold Approx 130% FULLNESS	15" - 15.25"	Up To 40"	Up To 64"	Up To 88"	Up To 112"	Up To 137"	Up To 161"	Up To 275"

Finished width includes returns and overlaps. Order exact finished width. See page 5 for additional information.

### Material Pricing

Length	1 Width Panel	1 Width Pair or 2 Widths Panel	1.5 Width Pair or 3 Widths Panel	2 Widths Pair or 4 Widths Panel	2.5 Widths Pair or 5 Widths Panel	3 Widths Pair or 6 Widths Panel	3.5 Widths Pair or 7 Widths Panel	4 Widths Pair or 8 Widths Panel
48"	416	538	720	902	1084	1266	1448	1630
54"	438	580	784	988	1192	1396	1600	1804
72"	464	634	864	1092	1322	1552	1782	2012
90"	510	724	1000	1276	1552	1828	2102	2378
108"	536	776	1078	1380	1682	1984	2286	2588
126"	582	868	1216	1564	1912	2260	2606	2954
148"	610	924	1298	1674	2050	2424	2800	3174
170"	638	978	1320	1662	2002	2344	2684	3026
192"	664	1034	1402	1772	2140	2510	2878	3246
214"	692	1088	1486	1882	2278	2674	3070	3468
236"	720	1144	1568	1992	2416	2840	3264	3688

### Heading Surcharge

	1 Width Panel	1 Width Pair or 2 Widths Panel	1.5 Width Pair or 3 Widths Panel	2 Widths Pair or 4 Widths Panel	2.5 Widths Pair or 5 Widths Panel	3 Widths Pair or 6 Widths Panel	3.5 Widths Pair or 7 Widths Panel	4 Widths Pair or 8 Widths Panel
Double French Pleat (4" Tape)	72	72	108	144	180	216	252	286
Double French Pleat (6" Tape)	78	78	114	150	186	222	258	292
Triple French Pleat (4" Tape)	96	96	144	192	240	286	334	382
Triple French Pleat (6" Tape)	102	102	150	198	246	292	340	388
Grommet - Small 1.5" (40mm)	84	84	126	168	210	252	292	334
Grommet - Large 2" (50mm)	102	102	144	186	228	268	310	352
Ripple Fold W/O Track	72	72	102	132	162	192	222	252

\*See page 41 for lining surcharge.

### How to Order Drapery:

1. Select Your Style. Refer to pages 29-34 for complete specifications.
2. Find the finished width, which includes returns and overlaps.
3. Once you determine your finished width, locate your price based on the length of the shade.
4. Add your heading specification surcharge to the fabric price
5. Select your lining. Classic lining is included in base price.

All drapery is lead weighted, free of additional charge.  
Classic lining included in price.

### Total Finished Width to Cover:

Heading Specification	1 Width Panel	1 Width Pair or 2 Widths Panel	1.5 Width Pair or 3 Widths Panel	2 Widths Pair or 4 Widths Panel	2.5 Widths Pair or 5 Widths Panel	3 Widths Pair or 6 Widths Panel	3.5 Widths Pair or 7 Widths Panel	4 Widths Pair or 8 Widths Panel
3" or 6" Tape Heading Double Pinch Pleat Approx 200% FULLNESS	21" - 27"	Up To 55"	Up To 82"	Up To 110"	Up To 137"	Up To 165"	Up To 193"	Up To 200"
Triple French Pinch Pleat Approx 230% FULLNESS	21"	Up To 42"	Up To 63"	Up To 84"	Up To 106"	Up To 127"	Up To 148"	Up To 169"
Grommet Heading / 170% FULLNESS	31"	Up To 62"	Up To 98"	Up To 133"	Up To 169"	Up To 204"	Up To 240"	Up To 251"
Ripple Fold 80% FULLNESS	15" - 21.5"	Up To 51"	Up To 80"	Up To 110"	Up To 139"	Up To 169"	Up To 198"	Up To 275"
Ripple Fold Approx 110% FULLNESS	15" - 17.5"	Up To 45"	Up To 71"	Up To 98"	Up To 125"	Up To 151"	Up To 178"	Up To 275"
Ripple Fold Approx 130% FULLNESS	15" - 15.25"	Up To 40"	Up To 64"	Up To 88"	Up To 112"	Up To 137"	Up To 161"	Up To 275"

Finished width includes returns and overlaps. Order exact finished width. See page 5 for additional information.

### Material Pricing

Length	1 Width Panel	1 Width Pair or 2 Widths Panel	1.5 Width Pair or 3 Widths Panel	2 Widths Pair or 4 Widths Panel	2.5 Widths Pair or 5 Widths Panel	3 Widths Pair or 6 Widths Panel	3.5 Widths Pair or 7 Widths Panel	4 Widths Pair or 8 Widths Panel
48"	444	594	804	1014	1224	1434	1644	1854
54"	472	648	886	1124	1360	1598	1836	2074
72"	504	712	982	1250	1520	1790	2058	2328
90"	560	826	1152	1478	1804	2130	2458	2784
108"	592	890	1248	1606	1964	2322	2680	3038
126"	650	1004	1418	1834	2248	2664	3080	3494
148"	682	1070	1518	1966	2414	2864	3312	3760
170"	716	1136	1556	1976	2396	2816	3236	3656
192"	750	1202	1656	2108	2562	3016	3468	3922
214"	782	1268	1756	2242	2728	3214	3700	4188
236"	816	1336	1854	2374	2894	3414	3934	4452

### Heading Surcharge

	1 Width Panel	1 Width Pair or 2 Widths Panel	1.5 Width Pair or 3 Widths Panel	2 Widths Pair or 4 Widths Panel	2.5 Widths Pair or 5 Widths Panel	3 Widths Pair or 6 Widths Panel	3.5 Widths Pair or 7 Widths Panel	4 Widths Pair or 8 Widths Panel
Double French Pleat (4" Tape)	72	72	108	144	180	216	252	286
Double French Pleat (6" Tape)	78	78	114	150	186	222	258	292
Triple French Pleat (100mm (4") Tape)	96	96	144	192	240	286	334	382
Triple French Pleat (150mm (6") Tape)	102	102	150	198	246	292	340	388
Grommet - Small 1.5" (40mm)	84	84	126	168	210	252	292	334
Grommet - Large 2" (50mm)	102	102	144	186	228	268	310	352
Ripple Fold W/O Track	72	72	102	132	162	192	222	252

\*See page 41 for lining surcharge.

### How to Order Drapery:

1. Select Your Style. Refer to pages 29-34 for complete specifications.
2. Find the finished width, which includes returns and overlaps.
3. Once you determine your finished width, locate your price based on the length of the shade.
4. Add your heading specification surcharge to the fabric price
5. Select your lining. Classic lining is included in base price.

All drapery is lead weighted, free of additional charge.  
Classic lining included in price.

### Total Finished Width to Cover:

Heading Specification	1 Width Panel	1 Width Pair or 2 Widths Panel	1.5 Width Pair or 3 Widths Panel	2 Widths Pair or 4 Widths Panel	2.5 Widths Pair or 5 Widths Panel	3 Widths Pair or 6 Widths Panel	3.5 Widths Pair or 7 Widths Panel	4 Widths Pair or 8 Widths Panel
3" or 6" Tape Heading Double Pinch Pleat Approx 200% FULLNESS	21" - 27"	Up To 55"	Up To 82"	Up To 110"	Up To 137"	Up To 165"	Up To 193"	Up To 200"
Triple French Pinch Pleat Approx 230% FULLNESS	21"	Up To 42"	Up To 63"	Up To 84"	Up To 106"	Up To 127"	Up To 148"	Up To 169"
Grommet Heading / 170% FULLNESS	31"	Up To 62"	Up To 98"	Up To 133"	Up To 169"	Up To 204"	Up To 240"	Up To 251"
Ripple Fold 80% FULLNESS	15" - 21.5"	Up To 51"	Up To 80"	Up To 110"	Up To 139"	Up To 169"	Up To 198"	Up To 275"
Ripple Fold Approx 110% FULLNESS	15" - 17.5"	Up To 45"	Up To 71"	Up To 98"	Up To 125"	Up To 151"	Up To 178"	Up To 275"
Ripple Fold Approx 130% FULLNESS	15" - 15.25"	Up To 40"	Up To 64"	Up To 88"	Up To 112"	Up To 137"	Up To 161"	Up To 275"

Finished width includes returns and overlaps. Order exact finished width. See page 5 for additional information.

### Material Pricing

Length	1 Width Panel	1 Width Pair or 2 Widths Panel	1.5 Width Pair or 3 Widths Panel	2 Widths Pair or 4 Widths Panel	2.5 Widths Pair or 5 Widths Panel	3 Widths Pair or 6 Widths Panel	3.5 Widths Pair or 7 Widths Panel	4 Widths Pair or 8 Widths Panel
48"	472	650	888	1126	1364	1602	1840	2080
54"	506	716	988	1258	1530	1800	2072	2344
72"	544	790	1100	1408	1716	2026	2334	2642
90"	612	926	1304	1680	2058	2434	2812	3188
108"	648	1002	1416	1830	2244	2658	3074	3488
126"	718	1138	1622	2104	2586	3068	3552	4034
148"	756	1216	1738	2258	2780	3302	3824	4344
170"	794	1294	1792	2292	2790	3288	3788	4286
192"	834	1372	1908	2446	2984	3522	4060	4596
214"	872	1448	2026	2602	3178	3754	4330	4908
236"	912	1526	2142	2756	3372	3988	4602	5218

### Heading Surcharge

	1 Width Panel	1 Width Pair or 2 Widths Panel	1.5 Width Pair or 3 Widths Panel	2 Widths Pair or 4 Widths Panel	2.5 Widths Pair or 5 Widths Panel	3 Widths Pair or 6 Widths Panel	3.5 Widths Pair or 7 Widths Panel	4 Widths Pair or 8 Widths Panel
Double French Pleat (4" Tape)	72	72	108	144	180	216	252	286
Double French Pleat (6" Tape)	78	78	114	150	186	222	258	292
Triple French Pleat (100mm (4" Tape)	96	96	144	192	240	286	334	382
Triple French Pleat (150mm (6" Tape)	102	102	150	198	246	292	340	388
Grommet - Small 1.5" (40mm)	84	84	126	168	210	252	292	334
Grommet - Large 2" (50mm)	102	102	144	186	228	268	310	352
Ripple Fold W/O Track	72	72	102	132	162	192	222	252

\*See page 41 for lining surcharge.

## How to Order Drapery:

1. Select Your Style. Refer to pages 29-34 for complete specifications.
2. Find the finished width, which includes returns and overlaps.
3. Once you determine your finished width, locate your price based on the length of the shade.
4. Add your heading specification surcharge to the fabric price
5. Select your lining. Classic lining is included in base price.

All drapery is lead weighted, free of additional charge.  
Classic lining included in price.

## Total Finished Width to Cover:

Heading Specification	1 Width Panel	1 Width Pair or 2 Widths Panel	1.5 Width Pair or 3 Widths Panel	2 Widths Pair or 4 Widths Panel	2.5 Widths Pair or 5 Widths Panel	3 Widths Pair or 6 Widths Panel	3.5 Widths Pair or 7 Widths Panel	4 Widths Pair or 8 Widths Panel
3" or 6" Tape Heading Double Pinch Pleat Approx 200% FULLNESS	21" - 27"	Up To 55"	Up To 82"	Up To 110"	Up To 137"	Up To 165"	Up To 193"	Up To 200"
Triple French Pinch Pleat Approx 230% FULLNESS	21"	Up To 42"	Up To 63"	Up To 84"	Up To 106"	Up To 127"	Up To 148"	Up To 169"
Grommet Heading / 170% FULLNESS	31"	Up To 62"	Up To 98"	Up To 133"	Up To 169"	Up To 204"	Up To 240"	Up To 251"
Ripple Fold 80% FULLNESS	15" - 21.5"	Up To 51"	Up To 80"	Up To 110"	Up To 139"	Up To 169"	Up To 198"	Up To 275"
Ripple Fold Approx 110% FULLNESS	15" - 17.5"	Up To 45"	Up To 71"	Up To 98"	Up To 125"	Up To 151"	Up To 178"	Up To 275"
Ripple Fold Approx 130% FULLNESS	15" - 15.25"	Up To 40"	Up To 64"	Up To 88"	Up To 112"	Up To 137"	Up To 161"	Up To 275"

Finished width includes returns and overlaps. Order exact finished width. See page 5 for additional information.

## Material Pricing

Length	1 Width Panel	1 Width Pair or 2 Widths Panel	1.5 Width Pair or 3 Widths Panel	2 Widths Pair or 4 Widths Panel	2.5 Widths Pair or 5 Widths Panel	3 Widths Pair or 6 Widths Panel	3.5 Widths Pair or 7 Widths Panel	4 Widths Pair or 8 Widths Panel
48"	502	706	972	1238	1506	1772	2038	2304
54"	540	784	1088	1394	1698	2004	2308	2614
72"	582	870	1218	1566	1914	2262	2610	2958
90"	662	1028	1456	1884	2310	2738	3166	3594
108"	706	1114	1584	2056	2526	2996	3466	3938
126"	784	1274	1824	2374	2924	3474	4024	4574
148"	830	1362	1956	2552	3146	3740	4336	4930
170"	874	1452	2028	2606	3184	3762	4338	4916
192"	918	1540	2162	2784	3406	4028	4650	5272
214"	962	1628	2296	2962	3628	4294	4960	5626
236"	1006	1718	2428	3140	3850	4560	5272	5982

## Heading Surcharge

	1 Width Panel	1 Width Pair or 2 Widths Panel	1.5 Width Pair or 3 Widths Panel	2 Widths Pair or 4 Widths Panel	2.5 Widths Pair or 5 Widths Panel	3 Widths Pair or 6 Widths Panel	3.5 Widths Pair or 7 Widths Panel	4 Widths Pair or 8 Widths Panel
Double French Pleat (4" Tape)	72	72	108	144	180	216	252	286
Double French Pleat (6" Tape)	78	78	114	150	186	222	258	292
Triple French Pleat (100mm (4" Tape)	96	96	144	192	240	286	334	382
Triple French Pleat (150mm (6" Tape)	102	102	150	198	246	292	340	388
Grommet - Small 1.5" (40mm)	84	84	126	168	210	252	292	334
Grommet - Large 2" (50mm)	102	102	144	186	228	268	310	352
Ripple Fold W/O Track	72	72	102	132	162	192	222	252

\*See page 41 for lining surcharge.



## Premium Satin Lining (White & Ivory Available)

Length	1/2 Width Pair or 1 Width Panel	1 Width Pair or 2 Widths Panel	1.5 Width Pair or 3 Widths Panel	2 Widths Pair or 4 Widths Panel	2.5 Widths Pair or 5 Widths Panel	3 Widths Pair or 6 Widths Panel	3.5 Widths Pair or 7 Widths Panel	4 Widths Pair or 8 Widths Panel
48"	12	24	34	46	56	68	78	90
54"	14	26	38	50	62	74	86	98
72"	16	32	46	62	78	92	108	124
90"	20	38	56	74	94	112	130	148
108"	22	44	66	88	110	132	154	174
126"	26	50	76	100	126	150	176	200
148"	30	58	88	116	146	174	204	232
170"	44	88	132	176	220	264	308	352
192"	50	100	148	198	246	296	344	394
214"	56	110	164	218	272	326	380	436
236"	60	120	180	240	298	358	418	478

## Premium Blackout Lining (White & Ivory Available)

Length	1/2 Width Pair or 1 Width Panel	1 Width Pair or 2 Widths Panel	1.5 Width Pair or 3 Widths Panel	2 Widths Pair or 4 Widths Panel	2.5 Widths Pair or 5 Widths Panel	3 Widths Pair or 6 Widths Panel	3.5 Widths Pair or 7 Widths Panel	4 Widths Pair or 8 Widths Panel
48"	26	50	76	100	126	150	174	200
54"	28	56	82	110	138	164	192	218
72"	36	70	104	138	174	208	242	276
90"	42	84	126	168	210	250	292	334
108"	50	98	148	196	246	294	344	392
126"	58	114	170	226	282	338	394	450
148"	66	132	196	262	326	392	456	522
170"	100	198	296	396	494	592	690	790
192"	112	222	332	442	552	662	774	884
214"	124	246	368	490	612	734	856	978
236"	134	268	402	536	670	804	938	1072

## Drapery Interlining (Only Ivory Available)

Length	1/2 Width Pair or 1 Width Panel	1 Width Pair or 2 Widths Panel	1.5 Width Pair or 3 Widths Panel	2 Widths Pair or 4 Widths Panel	2.5 Widths Pair or 5 Widths Panel	3 Widths Pair or 6 Widths Panel	3.5 Widths Pair or 7 Widths Panel	4 Widths Pair or 8 Widths Panel
48"	106	164	212	272	326	380	438	492
54"	112	170	236	290	356	414	474	534
72"	130	206	284	356	432	510	588	664
90"	140	236	332	420	510	606	694	790
108"	158	266	380	486	594	700	808	920
126"	176	302	426	546	670	802	926	1046
148"	194	338	480	630	772	916	1064	1206
170"	282	498	712	926	1140	1354	1570	1784
192"	306	544	784	1022	1260	1498	1736	1974
214"	330	592	854	1116	1378	1640	1902	2164
236"	354	640	926	1212	1498	1784	2070	2356

# How to Care for Roman Shades & Drapery

Following some simple tips to care for a shade or drapery will ensure they look at their best for longer.

## ROMAN SHADES

We recommend Roman Shades are cleaned with the upholstery brush on a vacuum cleaner. The fabric part of the shade can be dry cleaned as a last resort, please follow the below steps:

### Step 1

Ensure the fabric part of the shade is laid flat (not retracted) on a clean, flat surface.

### Step 2

Remove the fabric part of the shade from the headrail/cassette by detaching the velcro strip either on the front .

### Step 3

Turn the shade over (face side down), carefully unclip the clear plastic hooks on the cords from the plastic anchor on the shade.

### Step 4

The fabric part of the shade is now fully removed from the headrail/cassette and ready for dry cleaning.

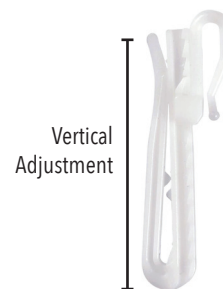
### Step 5

To reattach, follow the same process as above in reverse. Ensure the cords are fully extended so the maximum drop is achieved.

## DRAPES

All drapes can be professionally dry cleaned. Each drape will have a care label sewn into the side hem. Using the upholstery brush on a vacuum cleaning will keep the drapes looking brighter and cleaner for longer. Linings cannot be removed for cleaning.

**Adjustable Hook:** All French Pleat drapes come with this adjustable hook.



Note: This product will require additional dressing and steaming after installation.

All prices are exclusive of sales tax. TEXTON reserves the right to withdraw or discontinue any product or alter the prices shown in the price list without prior notice to the customer. The piece price relates to full pieces only. Any cut length balance for orders in excess of a piece will be charged the cut length rate.

#### Stock Allocation

Minimum cut 6.5' in length. Goods can not be reserved. Any goods ordered on a pro-forma account are not allocated until the account is paid. Please be aware that if an account is on stop any goods allocated on a back order may be reallocated to other customers.

#### Third Party Deliveries

All deliveries to a third party address must be confirmed in writing. All deliveries must be examined and signed for as accepted in good condition. If the goods are returned to us by the carrier because no one is in to accept the delivery a second delivery charge will be charged.

#### Faulty

Goods may be replaced at the sole discretion of the Company. Goods are supplied on condition that the liability of the Company for the fault, defect, description or fitness for the purpose is limited to an amount not exceeding their original purchase price. The Seller's liability in respect of the goods supplied shall not extend to the Buyers loss of profits, increased cost of working or any other consequential or financial losses.

#### Inspection

All claims for damage, shortage, or error must be notified to the Company within 7 days of delivery. Please advise your customer/third party before cutting or third party processing. It is the responsibility of the buyer their customer or third party delivery to inspect the goods on delivery (and in any event before such goods are cut, made or hung) in respect of design, color, batch number, condition, quantity and quality. The Seller shall not be obliged to replace goods once they have been cut, made or hung.

#### Returns

No goods to be returned without prior agreement. The seller reserves the right of discretion at all times to accept / refuse the return of any goods supplied. A standard handling charge of 20% plus the cost of carriage will be made for returning goods otherwise authorised. Cut or treated fabrics will not be accepted for return or credit.

#### Shipping Condition

Please note, fabrics may have creases from packing. It is recommended that products be carefully steamed to ensure perfect results.

#### Pattern Repeats, Joined Widths & Pattern Alignment

Please note pattern repeats of all fabrics can vary by +/- 5%, we cannot guarantee exact measurements. Please ensure that pattern alignment is adequate to produce a satisfactory result. Textiles are not completely stable. It is always possible that the pattern will not be completely 'square' on the cloth. Whilst every effort is made to avoid distortion, a commercial tolerance is to be accepted. Please check the pattern alignment is acceptable before cutting and making we do not accept claims after the goods have been cut or sewn.

#### Color Matching

Whilst every effort is made to ensure your order will color match the samples and pattern books we must point out that an exact match cannot be guaranteed. Should a close match be required the buyer must request a stock cutting for approval prior to ordering. Please note that none of our fabrics are guaranteed against fading

#### Fabrics used as Drapes

When held against the light fabrics cannot be guaranteed to be free of visible flaws.

#### Movement of Drapes In it's Original Place

All fabrics are liable to shrinkage; therefore it is important that an allowance (5%) is allowed when making up. Atmospheric conditions such as temperature and humidity can vary. This may affect drapes when hung unconventionally. Cellulosic yarns, viscose, or rayon and natural fibres such as cotton and linen may shrink or relax due to changes in humidity. Heavy fabrics and loose weaves may relax and lengthen. Drapes should always be made with adequate hem, loosely tacked. Side seams or attached linings should be hand slipped to allow for differential movement between face and lining fabrics. Always use a appropriate thread for the fabric you are sewing. We recommend avoiding exact length drapes, i.e Sill or floor touching and do recommend over length drapes. All drapes must be made with the possibility of making adequate adjustments in the event of any movement in the drapes. Any adjustments remain the responsibility of the maker. Movement of drapes in situ cannot be accepted as a fault in the fabric and claims will not be accepted.

#### Silk & Linens

Please note that silk and linen will contain small color variations and weave slubs, causing differentiation of densities when held against the light. This is not a defect. Silk is

unsuitable for any type of loose covering or tight upholstery. The dyes used are vegetable based and are therefore particularly vulnerable to fading in direct sunlight. Impurities in the air also cause fading. Special care should be taken to ensure that the leading edges of the drape are turned away from the window and are faced into the room. We recommend lining and interlining when making up silk drapes. Linen has a natural characteristic to crease.

#### Metallic

Some of our designs have a deliberate Gold or Silver antique metallic over print. There will be variations in shade and differentiation of densities when used on any textiles such as linen or silk and any fabric with a velvet pile.

#### Pocket Weave

Pocket weaves have a complex construction. Two layers of the fabric woven simultaneously and joined with the chenille / cotton yarn to create the design of the fabric. This technique gives a slightly quilted look to finished drapes which is characteristic of this construction. We recommend a sample is always requested prior to ordering.

#### Sheers & Voiles

Fully joining the widths is not recommended. The normal accepted way is to join the widths at the top of the tape, to weight the bottom and to leave the drops loose and not sewn together.

#### Flocks, Velvets & Pile Fabrics

The rolls of fabric should not be dropped or stored on end as permanent creasing will result. All textured or pile fabrics may flatten. Piles may distort. Slight color variations may occur between each batch

#### Title of Goods & Copyright

All products remain the sole property of the Seller until full payment has been made. All designs, drawings, etc are the Sellers copyright. Any infringement of which is actionable in law.

#### Washing & Cleaning

Always follow the washing and cleaning instructions. Detergents containing optical brightening agents will make dark, and pastel shades appear lighter. Colored items should be washed separately.

#### Composition Codes

A - Acrylic CL - Cotton Linen P - Polyester R - Rayon V - Viscose  
B-Bamboo K - Kationic PO - Polyamide S - Silk C - Cotton L - Linen  
PP - Polypropylene SR - Spun Rayo

#### Quality Concerns

(a) Complaints on quality will only be considered provided notice in writing is given to us within 7 days after you first have a reasonable opportunity to examine the goods and the defective goods are placed aside for inspection by our representative. This shall be a condition precedent to the giving of any credit or allowance in respect of or replacing the goods alleged to be defective. (b) Our liability in respect of goods proved by you to be defective is limited to giving you a reasonable credit or allowance in respect of (or at our option to replacing at the point of delivery specified overleaf) the goods, but in no circumstances will our maximum liability hereunder exceed the invoice value of the defective goods. (c) in particular, we shall not be liable for:- (i) adverse effects resulting from the application to the goods of any process, operation or treatment unless specifically recommended by us and we have agreed to be so liable, nor (ii) for any goods which have been cut or partly cut or processed by you in any way or damaged after the risk in the goods has passed to you. (iii) any expenditure incurred by you in respect of goods proved or alleged to be defective, nor (iv) loss of profit nor for consequential loss of any kind to you, however caused. (d) Claims for loss or damage will only be considered if made within seven days as will enable a valid claim to be made against the carrier. (e) Contract goods may only be returned to us if so agreed by us and our certificate as to the quantity of returned goods received by us shall be final and binding. (f) In the event of your failure to give us notice as specified in Paragraph (a) or (d) above, your claim shall be deemed to have been waived and shall be absolutely barred. (g) Where a complaint or a claim has been made in respect of goods proved or alleged to be defective we may suspend further deliveries of goods under this contract until the validity of such complaint or claim has been finally determined and in such event the applicable delivery date(s) shall be postponed accordingly. (h) If on or after delivery we make an allowance to you in respect of any claim and such allowance is accepted by you, no further claim may be made by you in respect of that matter. (i) A 20% handling charge will be levied on all goods returned where delivery was affected in accordance with our customers original instructions.

## Limited Lifetime Warranty

Texton, Inc. warrants that Roman Shades & Drapery will be free from defects in materials and workmanship for as long as the original retail purchaser owns the product, provided that products were properly installed in residential dwellings and products were made or assembled exclusively from TEXTON materials and components.

The obligation of Texton, Inc. is limited to repair or replace the shadings or components found to be defective, and excludes shipping charges and labor costs for measuring, fabricating and installation. Repairs will be made with like or similar parts. This warranty does not include any conditions or damages resulting from accidents, alterations, exposure to elements (which could cause, among other things, the fading of shade colors), misuse, abuse, motorized devices, or failure to follow our instructions with respect to measurement, installation, cleaning or maintenance.

- This warranty does not cover damage to shade fabrics as a result of using window cleaners or similar substances, which could cause discoloration of the shades.
- This warranty does not cover any condition or damage resulting from removal of the shade and reinstallation in the same or another window.
- This warranty does not apply to conditions caused by normal wear and tear upon the product.

THIS WARRANTY IS EXCLUSIVE AND IN LIEU OF ALL OTHER OBLIGATIONS, LIABILITIES OR WARRANTIES. In no event shall Texton, Inc. be liable or responsible for INCIDENTAL OR CONSEQUENTIAL DAMAGES or for any other direct or indirect damage, loss, cost, expense or fee. Some states do not allow the exclusion or limitation of incidental or consequential damages, so this exclusion or limitation may not apply to you.



## Child Safety

Our Shades are designed with child safety as a priority. To reduce the risk of strangulation, our fabrication methods incorporate features to comply with the current ANSI cord safety standard. Fabrication methods include breakaway cord stops, Cord-Shield cording, and tension devices.

To further reduce the risk of accidents, all cords should be kept out of reach of children. Cord cleats can help implement this essential precaution and are therefore included with all standard cord lock/pull cord Roller Shade products.

For Roller Shades made with a clutch operating system our tension device is designed and is to be placed and shipped so that, unless it is properly installed (or altered from the shipped condition with sequential process or tools), the tension device prevents the shade from operating. The tension device once installed can help prevent children from pulling cords around their necks.

## Motionshade Motorization Warranty

Coulisse's Motion Motors offers a 3 year warranty on all motors and controls. Specifically, Coulisse warrants its motors and controls to be free from defects in material and workmanship under normal and proper use for a period of 3 years commencing with the date stamped on each product. If the Coulisse product fails within this 3 year period, Coulisse will repair or replace it free of charge through your end product supplier. Batteries are not covered by this warranty.

## Somfy Motor Warranty

Somfy offers a 5 year warranty on all motors and controls. Specifically, Somfy warrants its motors and controls to be free from defects in material and workmanship under normal and proper use for a period of 5 years commencing with the date stamped on each product. If the Somfy product fails within this 5 year period, Somfy will repair or replace it free of charge through your end product supplier. Batteries are not covered by this warranty.



## Volta Motor Warranty

Texton & RollEase Acmeda warrants its AC and DC wired motors and electronic accessories to be free from defects in materials and workmanship for 7 years, and warrants battery powered DC motors to be free from defects in materials and workmanship for 5 years when installed properly and operated under normal use from the date stamped or affixed label on each device.

If a Rollease Acmeda motor and electronic accessory is found to be defective and covered by the warranty, we will, at our option, repair or replace it free of charge. Repairs or replacements will be made with like or similar parts and products, and exclude the cost of removal and reinstallation. This product warranty does not cover any conditions or damages resulting from misuse or abuse, accidents, alterations, neglect, damage by others, natural disasters, exposure to the elements, or failure to follow Rollease Acmeda instructions with respect to installation, use and maintenance.

The repair or replacement of defective product is the purchaser's sole remedy and the limit of Rollease Acmeda's obligation. EXCEPT AS EXPRESSLY PROVIDED IN THIS PARAGRAPH, ROLLEASE ACMEDA MAKES NO REPRESENTATIONS OR WARRANTIES OF ANY KIND, NATURE OR DESCRIPTION, EXPRESSED OR IMPLIED, INCLUDING WITHOUT LIMITATION ANY WARRANTY OF MERCHANTABILITY OR FITNESS OF ANY PRODUCTS FOR ANY PARTICULAR PURPOSE, AND HEREBY DISCLAIMS THE SAME. In no event shall Rollease Acmeda be liable or responsible for incidental or consequential damages or for any other direct or indirect damage, loss, cost, expense or fee. To return products for inspection and, if the condition or damage is covered by the warranty, repair or replacement, contact us for a return goods authorization (RGA) number, and then ship the parts in question back to Rollease Acmeda, freight charges pre-paid. Rollease Acmeda will inspect and repair or replace any covered, defective items and return them freight pre-paid.

### WARRANTY Exclusions:

- Installation and usage are not in accordance with our installation and operating instructions.
- Product has been opened, dismantled or returned with clear evidence of abuse or other damage.
- Product has been used to perform functions other than the functions it was designed to handle, namely motorizing window attachments (e.g., shades, rolling shutters, and awnings).
- Product is used with electrical accessories (switches, relays, etc.) that have not been previously approved in writing by the Rollease Acmeda Innovation and Design Center.